

# 5 newstone

urban 30x30cm

line 30x60cm

city 45x45cm

contract 60x60cm



## newstone

urban 12"x12" - 30x30cm. (29,75x29,75cm.)

line 12"x24" - 30x60cm. (29,75x59,55cm.)


city 18"x18" - 45x45cm. (44,63x44,63cm.)

contract 24"x24" - 60x60cm. (59,55x59,55cm.)




we advise 2mm joint (to follow the norms) 3/32" - aconsejamos fuga de 2mm. (ceñirse a la norma)


urban, line, city and contract series  
newstone collection




12"x24"  
30x60 cm. (29,75x59,55cm.)  
line antracita natural G-1234  
line antracita lappato G-1258



12"x12"  
30x30 cm. (29,75x29,75cm.)  
urban antracita natural G-1234  
urban antracita lappato G-1258



24"x24"  
60x60 cm. (59,55x59,55cm)  
contract antracita natural G-1346  
contract antracita lappato G-1372




18"x18"  
45x45 cm. (44,63x44,63cm.)  
city antracita natural G-1234  
city antracita lappato G-1258



accessories  
complementos

|           |      |      |           |         |         |      |
|-----------|------|------|-----------|---------|---------|------|
| 3.5"x12"  | 8x30 | line | antracita | natural | listelo | G-53 |
| 3.5"x12"  | 8x30 | line | antracita | lappato | listelo | G-55 |
| 3.5"x18"  | 8x45 | city | antracita | natural | listelo | G-65 |
| 3.5"x18"  | 8x45 | city | antracita | lappato | listelo | G-67 |
| 3.5"x24"  | 8x60 | line | antracita | natural | listelo | G-85 |
| 3.5"x24"  | 8x60 | line | antracita | lappato | listelo | G-87 |
| 3.5"x12"  | 8x30 | line | antracita | natural | rodapié | G-65 |
| 3.5"x12"  | 8x30 | line | antracita | lappato | rodapié | G-67 |
| 3.5"x18"  | 8x45 | city | antracita | natural | rodapié | G-79 |
| 3.5"x18"  | 8x45 | city | antracita | lappato | rodapié | G-81 |
| 3.5"x24"  | 8x60 | line | antracita | natural | rodapié | G-95 |
| 3.5"x24"  | 8x60 | line | antracita | lappato | rodapié | G-97 |
| 3.5"x3.5" | 8x8  | line | antracita | natural | taco    | G-29 |
| 3.5"x3.5" | 8x8  | line | antracita | lappato | taco    | G-35 |

3.5"x12"-8x30 (8x29,75cm)  
line antracita listelo G-55  
natural G-53 lappato G-55




3.5"x24"-8x60 (8x59,55cm)  
line antracita natural listelo G-85  
line antracita lappato listelo G-87



3.5"x12"-8x30 (8x29,75cm)  
line antracita rodapié  
natural G-65 lappato G-67

3.5"x24"-8x60 (8x59,55cm)  
line antracita natural rodapié G-95  
line antracita lappato rodapié G-97

3.5"x18"-8x45 (8x44,63cm)  
city antracita natural listelo G-65  
city antracita lappato listelo G-67



3.5"x18"-8x45 (8x44,63cm)  
city antracita natural rodapié G-79  
city antracita lappato rodapié G-81



3.5"x3.5"-8x8  
line antracita  
natural taco G-29  
line antracita  
lappato taco G-35




2.1"x24"-5x60 (4,75x59,55cm)  
line antracita lista 5x60 natural G-83  
line antracita lista 5x60 lappatto G-85




4.3"x24"-10x60 (9,74x59,55cm)  
line antracita lista 10x60 natural G-85  
line antracita lista 10x60 lappatto G-87




6.5"x24"-15x60 (14,72x59,55cm)  
line antracita lista 15x60 natural G-87  
line antracita lista 15x60 lappatto G-89



12"x12"  
30x30 (29,75x29,75cm)  
urban antracita lappatto  
preincisión 5x30 G-1426




12"x12"  
30x30 (29,75x29,75cm)  
urban antracita lappatto  
preincisión 10x30 G-1426



12"x12"  
30x30 (29,75x29,75cm)  
urban antracita lappatto  
preincisión 5x5 G-1482




12"x12"  
30x30 (29,75x29,75cm)  
urban antracita lappatto  
preincisión 5x10 G-1482



2"x12"  
5x30 cm. (5x29,75cm.)  
square cenefa G-95


12"x12"-30x30 (29,75x29,75cm)  
urban antracita lappatto mosaico 5x5 G-1638

12"x12"-30x30 (29,75x29,75cm)  
urban antracita lappatto mosaico 5x10 G-1638




# urban, line, city and contract series


## newstone collection




12"x24"  
30x60 cm. (29,75x59,55cm.)  
line gris natural G-1218  
line gris lappato G-1240



12"x12"  
30x30 cm. (29,75x29,75cm.)  
urban gris natural G-1218  
urban gris lappato G-1240



24"x24"  
60x60 cm. (59,55x59,55cm.)  
contract gris natural G-1330  
contract gris lappato G-1354




18"x18"  
45x45 cm. (44,63x44,63cm.)  
city gris natural G-1218  
city gris lappato G-1240


## accessories complementos

|           |      |      |      |         |         |      |
|-----------|------|------|------|---------|---------|------|
| 3.5"x12"  | 8x30 | line | gris | natural | listelo | G-51 |
| 3.5"x12"  | 8x30 | line | gris | lappato | listelo | G-53 |
| 3.5"x18"  | 8x45 | city | gris | natural | listelo | G-63 |
| 3.5"x18"  | 8x45 | city | gris | lappato | listelo | G-65 |
| 3.5"x24"  | 8x60 | line | gris | natural | listelo | G-83 |
| 3.5"x24"  | 8x60 | line | gris | lappato | listelo | G-85 |
| 3.5"x12"  | 8x30 | line | gris | natural | rodapié | G-63 |
| 3.5"x12"  | 8x30 | line | gris | lappato | rodapié | G-65 |
| 3.5"x18"  | 8x45 | city | gris | natural | rodapié | G-73 |
| 3.5"x18"  | 8x45 | city | gris | lappato | rodapié | G-79 |
| 3.5"x24"  | 8x60 | line | gris | natural | rodapié | G-93 |
| 3.5"x24"  | 8x60 | line | gris | lappato | rodapié | G-95 |
| 3.5"x3.5" | 8x8  | line | gris | natural | taco    | G-27 |
| 3.5"x3.5" | 8x8  | line | gris | lappato | taco    | G-29 |

3.5"x12"-8x30 (8x29,75cm)  
line gris listelo  
natural G-51 lappato G-53




3.5"x24"-8x60 (8x59,55cm)  
line gris natural listelo G-83  
line gris lappato listelo G-85



3.5"x12"-8x30 (8x29,75cm)  
line gris rodapié  
natural G-63 lappato G-65

3.5"x24"-8x60 (8x59,55cm)  
line gris natural rodapié G-93  
line gris lappato rodapié G-95

3.5"x18"-8x45 (8x44,63cm)  
city gris natural listelo G-63  
city gris lappato listelo G-65




3.5"x18"-8x45 (8x44,63cm)  
city gris natural rodapié G-73  
city gris lappato rodapié G-79




3.5"x3.5"-8x8  
line gris  
natural taco G-27  
line gris  
lappato taco G-29




2.1"x24"-5x60 (4,75x59,55cm)  
line gris lista 5x60 natural G-81  
line gris lista 5x60 lappatto G-83




4.3"x24"-10x60 (9,75x59,55cm)  
line gris lista 10x60 natural G-83  
line gris lista 10x60 lappatto G-85




6.5"x24"-15x60 (14,72x59,55cm)  
line gris lista 15x60 natural G-85  
line gris lista 15x60 lappatto G-87




12"x12"  
30x30 (29,75x29,75cm)  
urban gris lappato  
preincisión 5x30 G-1426



12"x12"  
30x30 (29,75x29,75cm)  
urban gris lappato  
preincisión 10x30 G-1426



12"x12"  
30x30 (29,75x29,75cm)  
urban gris lappato  
preincisión 5x5 G-1482




12"x12"  
30x30 (29,75x29,75cm)  
urban gris lappato  
preincisión 5x10 G-1482



2"x12"  
5x30 cm. (5x29,75cm.)  
square cenefa G-95

12"x12"-30x30 (29,75x29,75cm)  
urban gris lappato mosaico 5x5 G-1638

12"x12"-30x30 (29,75x29,75cm)  
urban gris lappato mosaico 5x10 G-1638








A photograph showing a close-up of a grey outdoor sofa. The sofa is positioned on a green lawn with scattered brown leaves. The background is a bright, slightly overexposed outdoor setting. The APAVISA logo is visible in the bottom right corner.

**APAVISA**

urban, line and city series  
newstone collection



12"x24"  
30x60 cm. (29,75x59,55cm.)  
line visón natural G-1218  
line visón lappato G-1240



12"x12"  
30x30 cm. (29,75x29,75cm.)  
urban visón natural G-1218  
urban visón lappato G-1240



24"x24"  
60x60 cm. (59,55x59,55cm)  
contract visón natural G-1330  
contract visón lappato G-1354





18"x18"  
45x45 cm. (44,63x44,63cm.)  
city visón natural G-1218  
city visón lappato G-1240

accessories  
complementos



|           |      |                            |      |
|-----------|------|----------------------------|------|
| 3.5"x12"  | 8x30 | line visón natural listelo | G-51 |
| 3.5"x12"  | 8x30 | line visón lappato listelo | G-53 |
| 3.5"x18"  | 8x45 | city visón natural listelo | G-63 |
| 3.5"x18"  | 8x45 | city visón lappato listelo | G-65 |
| 3.5"x24"  | 8x60 | line visón natural listelo | G-83 |
| 3.5"x24"  | 8x60 | line visón lappato listelo | G-85 |
| 3.5"x12"  | 8x30 | line visón natural rodapié | G-63 |
| 3.5"x12"  | 8x30 | line visón lappato rodapié | G-65 |
| 3.5"x18"  | 8x45 | city visón natural rodapié | G-73 |
| 3.5"x18"  | 8x45 | city visón lappato rodapié | G-79 |
| 3.5"x24"  | 8x60 | line visón natural rodapié | G-93 |
| 3.5"x24"  | 8x60 | line visón lappato rodapié | G-95 |
| 3.5"x3.5" | 8x8  | line visón natural taco    | G-27 |
| 3.5"x3.5" | 8x8  | line visón lappato taco    | G-29 |

3.5"x12"-8x30 (8x29,75cm)  
line visón listelo  
natural G-51 lappato G-53





3.5"x12"-8x30 (8x29,75cm)  
line visón rodapié  
natural G-63 lappato G-65

3.5"x24"-8x60 (8x59,55cm)  
line visón natural listelo G-83  
line visón lappato listelo G-85



3.5"x24"-8x60 (8x59,55cm)  
line visón natural rodapié G-93  
line visón lappato rodapié G-95

3.5"x18"-8x45 (8x44,63cm)  
city visón natural listelo G-63  
city visón lappato listelo G-65



3.5"x18"-8x45 (8x44,63cm)  
city visón natural rodapié G-73  
city visón lappato rodapié G-79



3.5"x3.5"-8x8  
line visón  
natural taco G-27  
line visón  
lappato taco G-29



2.1"x24"-5x60 (4,75x59,55cm)  
line visón lista 5x60 natural G-81  
line visón lista 5x60 lappatto G-83




4.3"x24"-10x60 (9,74x59,55cm)  
line visón lista 10x60 natural G-83  
line visón lista 10x60 lappatto G-85




6.5"x24"-15x60 (14,72x59,55cm)  
line visón lista 15x60 natural G-85  
line visón lista 15x60 lappatto G-87




12"x12"  
30x30 (29,75x29,75cm)  
urban visón lappato  
preincisión 5x30 G-1426



12"x12"  
30x30 (29,75x29,75cm)  
urban visón lappato  
preincisión 10x30 G-1426




12"x12"  
30x30 (29,75x29,75cm)  
urban visón lappato  
preincisión 5x5 G-1482




12"x12"  
30x30 (29,75x29,75cm)  
urban visón lappato  
preincisión 5x10 G-1482



2"x12"  
5x30 cm. (5x29,75cm.)  
square cenefa G-95




12"x12"-30x30 (29,75x29,75cm)  
urban visón lappato mosaico 5x5 G-1638



12"x12"-30x30 (29,75x29,75cm)  
urban visón lappato mosaico 5x10 G-1638

urban, line, city and contract series  
newstone collection




12"x24"  
30x60 cm. (29,75x59,55cm.)  
line marfil natural G-1258  
line marfil lappato G-1298



12"x12"  
30x30 cm. (29,75x29,75cm.)  
urban marfil natural G-1258  
urban marfil lappato G-1298



24"x24"  
60x60 cm. (59,55x59,55cm)  
contract marfil natural G-1372  
contract marfil lappato G-1410




18"x18"  
45x45 cm. (44,63x44,63cm.)  
city marfil natural G-1258  
city marfil lappato G-1298


accessories  
complementos

|           |      |      |        |         |         |       |
|-----------|------|------|--------|---------|---------|-------|
| 3.5"x12"  | 8x30 | line | marfil | natural | listelo | G-55  |
| 3.5"x12"  | 8x30 | line | marfil | lappato | listelo | G-57  |
| 3.5"x18"  | 8x45 | city | marfil | natural | listelo | G-67  |
| 3.5"x18"  | 8x45 | city | marfil | lappato | listelo | G-71  |
| 3.5"x24"  | 8x60 | line | marfil | natural | listelo | G-87  |
| 3.5"x24"  | 8x60 | line | marfil | lappato | listelo | G-91  |
| 3.5"x12"  | 8x30 | line | marfil | natural | rodapié | G-67  |
| 3.5"x12"  | 8x30 | line | marfil | lappato | rodapié | G-71  |
| 3.5"x18"  | 8x45 | city | marfil | natural | rodapié | G-81  |
| 3.5"x18"  | 8x45 | city | marfil | lappato | rodapié | G-85  |
| 3.5"x24"  | 8x60 | line | marfil | natural | rodapié | G-97  |
| 3.5"x24"  | 8x60 | line | marfil | lappato | rodapié | G-100 |
| 3.5"x3.5" | 8x8  | line | marfil | natural | taco    | G-35  |
| 3.5"x3.5" | 8x8  | line | marfil | lappato | taco    | G-29  |


3.5"x12"-8x30 (8x29,75cm)  
line marfil listelo  
natural G-55 lappato G-57



3.5"x24"-8x60 (8x59,55cm)  
line marfil natural listelo G-87  
line marfil lappato listelo G-91



3.5"x18"-8x45 (8x44,63cm)  
city marfil natural listelo G-67  
city marfil lappato listelo G-71




3.5"x3.5"-8x8  
line marfil  
natural taco G-35  
line antracita  
lappato taco G-39

3.5"x12"-8x30 (8x29,75cm)  
line marfil rodapié  
natural G-67 lappato G-71

3.5"x24"-8x60 (8x59,55cm)  
line marfil natural rodapié G-97  
line marfil lappato rodapié G-100

3.5"x18"-8x45 (8x44,63cm)  
city marfil natural rodapié G-81  
city marfil lappato rodapié G-85



2.1"x24"-5x60 (4,75x59,55cm)  
line marfil lista 5x60 natural G-85  
line marfil lista 5x60 lappatto G-87




4.3"x24"-10x60 (9,74x59,55cm)  
line marfil lista 10x60 natural G-87  
line marfil lista 10x60 lappatto G-89




6.5"x24"-15x60 (14,72x59,55cm)  
line marfil lista 15x60 natural G-89  
line marfil lista 15x60 lappatto G-91




12"x12"  
30x30 (29,75x29,75cm)  
urban marfil lappato  
preincisión 5x30 G-1458




12"x12"  
30x30 (29,75x29,75cm)  
urban marfil lappato  
preincisión 10x30 G-1458



12"x12"  
30x30 (29,75x29,75cm)  
urban marfil lappato  
preincisión 5x5 G-1506




12"x12"  
30x30 (29,75x29,75cm)  
urban marfil lappato  
preincisión 5x10 G-1506




2"x12"  
5x30 cm. (5x29,75cm.)  
square cenefa G-95




12"x12"-30x30 (29,75x29,75cm)  
urban marfil lappato mosaico 5x5 G-1654  
12"x12"-30x30 (29,75x29,75cm)  
urban marfil lappato mosaico 5x10 G-1654




urban, line and city series  
newstone collection



12"x24"  
30x60 cm. (29,75x59,55cm.)  
line beige natural G-1218  
line beige lappato G-1240



12"x12"  
30x30 cm. (29,75x29,75cm.)  
urban beige natural G-1218  
urban beige lappato G-1240





18"x18"  
45x45 cm. (44,63x44,63cm.)  
city beige natural G-1218  
city beige lappato G-1240

accessories  
complementos


|           |      |      |       |         |         |      |
|-----------|------|------|-------|---------|---------|------|
| 3.5"x12"  | 8x30 | line | beige | natural | listelo | G-51 |
| 3.5"x12"  | 8x30 | line | beige | lappato | listelo | G-53 |
| 3.5"x18"  | 8x45 | city | beige | natural | listelo | G-63 |
| 3.5"x18"  | 8x45 | city | beige | lappato | listelo | G-65 |
| 3.5"x24"  | 8x60 | line | beige | natural | listelo | G-83 |
| 3.5"x24"  | 8x60 | line | beige | lappato | listelo | G-85 |
| 3.5"x12"  | 8x30 | line | beige | natural | rodapié | G-63 |
| 3.5"x12"  | 8x30 | line | beige | lappato | rodapié | G-65 |
| 3.5"x18"  | 8x45 | city | beige | natural | rodapié | G-73 |
| 3.5"x18"  | 8x45 | city | beige | lappato | rodapié | G-79 |
| 3.5"x24"  | 8x60 | line | beige | natural | rodapié | G-93 |
| 3.5"x24"  | 8x60 | line | beige | lappato | rodapié | G-95 |
| 3.5"x3.5" | 8x8  | line | beige | natural | taco    | G-27 |
| 3.5"x3.5" | 8x8  | line | beige | lappato | taco    | G-29 |

3.5"x12"-8x30 (8x29,75cm)  
line beige listelo  
natural G-51 lappato G-53




3.5"x12"-8x30 (8x29,75cm)  
line beige rodapié  
natural G-63 lappato G-65

3.5"x24"-8x60 (8x59,55cm)  
line beige natural listelo G-83  
line beige lappato listelo G-85



3.5"x24"-8x60 (8x59,55cm)  
line beige natural rodapié G-93  
line beige lappato rodapié G-95

3.5"x18"-8x45 (8x44,63cm)  
city beige natural listelo G-63  
city beige lappato listelo G-65



3.5"x18"-8x45 (8x44,63cm)  
city beige natural rodapié G-73  
city beige lappato rodapié G-79




3.5"x3.5"-8x8  
line beige  
natural taco G-27  
line beige  
lappato taco G-29



2.1"x24"-5x60 (4,75x59,55cm)  
line beige lista 5x60 natural G-81  
line beige lista 5x60 lappatto G-83




4.3"x24"-10x60 (9,74x59,55cm)  
line beige lista 10x60 natural G-83  
line beige lista 10x60 lappatto G-85



6.5"x24"-15x60 (14,72x59,55cm)  
line beige lista 15x60 natural G-85  
line beige lista 15x60 lappatto G-87



12"x12"  
30x30 (29,75x29,75cm)  
urban beige lappato  
preincisión 5x30 G-1426



12"x12"  
30x30 (29,75x29,75cm)  
urban beige lappato  
preincisión 10x30 G-1426




12"x12"  
30x30 (29,75x29,75cm)  
urban beige lappato  
preincisión 5x5 G-1482




12"x12"  
30x30 (29,75x29,75cm)  
urban beige lappato  
preincisión 5x10 G-1482



2"x12"  
5x30 cm. (5x29,75cm.)  
square cenefa G-95



12"x12"-30x30 (29,75x29,75cm)  
urban beige lappato mosaico 5x5 G-1638



12"x12"-30x30 (29,75x29,75cm)  
urban beige lappato mosaico 5x10 G-1638








## Steps Peldaños

Peldaños / Peldaños top / Peldaños Gradone 30x30-45x45-60x60




Peldaño  
Peldaño ángulo

Peldaño top  
Peldaño top ángulo

Gradone onda  
Gradone onda ángulo

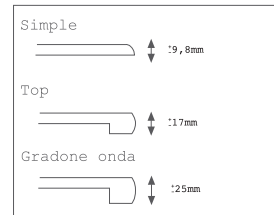
Peldaños / Peldaños top / Peldaños Gradone 30x60



Peldaño-30 / Peldaño-60  
Peldaño ángulo

Peldaño top-30 / Peldaño top-60  
Peldaño top ángulo
















Gradone onda-30 / Gradone onda-60  
Gradone onda ángulo



Skirtings / Rodapiés









































These products are produced in all colours. See table of availability. / Estos productos se producen en todos los colores. Ver tabla disponibilidad  
These products can be produced with or without step treads. / Estos productos se pueden realizar con o sin ranuras.

| TECHNICAL CHARACTERISTICS / CARACTERÍSTICAS TÉCNICAS<br>MEASUREMENTS AND SURFACE APPEARANCE / Dimensiones y aspecto superficial                   | STANDARD TEST METHOD<br>MÉTODO DE PRUEBA DE LA NORMA | STANDARD PRESCRIBED VALUES<br>VALOR PRESCRITO POR LA NORMA   | APAVISA PORCELANICO VALUE<br>VALOR APAVISA PORCELÁNICO                            |
|---|--|--|---|
|  LENGTH AND WIDTH Longitud y anchura                             | EN 98  | ± 0,6% max.  | ± 0,1%  |
|  THICKNESS Grosor  | EN 98  | ± 5% max.  | ± 2%  |
|  ORTHOGONALITY Ortogonalidad                                     | EN 98  | ± 0,6% max.  | ± 0,2%  |
|  SURFACE FLATNESS Planitud de superficie                         | EN 98  | ± 0,5% max.  | ± 0,2%  |
| PHYSICAL PROPERTIES / Propiedades físicas   |  |  |   |
|  WATER ABSORPTION Absorción de agua                              | EN 99  | ≤ 0,5%   | ± 0,02%   |
|  BENDING RESISTANCE Resistencia a la flexión                     | EN 100   | ≥ 27 N/mm <sup>2</sup>   | 61 N/mm <sup>2</sup>  |
|  SURFACE SCRATCH RESISTANCE Dureza al rayado superficial         | EN 101   | ≥ MOHS 6   | MOHS 8  |
|  RESISTANCE TO ABRASION Resistencia a la abrasión                | EN 102   | ≤ 205 mm <sup>3</sup>  | 108 mm <sup>3*</sup>  |
|  THERMAL EXPANSION COEFFICIENT Coeficiente de dilatación térmica | EN 103   | ≤ 9 MK <sup>-1</sup>   | 6,3 MK <sup>-1</sup>  |
|  TEMPERATURE SHOCK RESISTANCE Resistencia al choque térmico      | EN 104   | NO SURFACE DEFECTS SHOULD BE VISIBLE<br>No debe presentar defectos visibles  | DURABLE Resistente  |
|  RESISTANCE TO COLD Resistencia a la helada                      | EN 202   | NO SURFACE DEFECTS OR CRACKS SHOULD BE VISIBLE<br>No debe presentar defectos o roturas visibles                                  | ANTI-ICE Antihielo  |
|  ANTI-SLIP Antideslizante  | DIN 51130  |  | R9  |
|  COLOUR RESISTANCE TO LIGHT Resistencia del color a la luz       | DIN 51094  | THERE SHOULD BE NO COLOUR VARIATIONS<br>No debe presentar variaciones de color   | NO ALTERATIONS TO COLOUR AND SHINE<br>No presentan alteraciones de color y brillo |
| CHEMICAL PROPERTIES / Propiedades químicas  |  |  |   |
|  CHEMICAL RESISTANCE Resistencia química                         | EN 106   | THERE SHOULD BE NO VISIBLE CHANGES WHEN SUBJECTED TO CHEMICALS<br>No debe presentar alteraciones visibles a los ataques químicos | R Resistente  |
|  RESISTANCE TO STAINING Resistencia a las manchas                | EN 122   |  | NO VISIBLE DEFECTS sin defectos visibles  |

\*test carried out on the CITY GRIS LAPPATO / \*prueba realizada sobre el producto CITY GRIS LAPPATO













urban, line, city and contract series  
newstone collection



| NEWSTONE COLLECTION<br>COLECCION NEWSTONE   |  | GROUPS / GRUPOS      |                 |                  |                   |                      | PACKING LIST                                     |                             |                         |                                 |                    |                                     |                       |                         |                     |         |
|---|--|----------------------|-----------------|------------------|-------------------|----------------------|--|-----------------------------|-------------------------|---------------------------------|--------------------|-------------------------------------|-----------------------|-------------------------|---------------------|---------|
|   |  | ANTRACITA<br>NAT/LAP | GRIS<br>NAT/LAP | VISON<br>NAT/LAP | MARFIL<br>NAT/LAP | BEIGE<br>NAT/LAP     | Thickness in<br>(aprox)<br>Espesor mm<br>(aprox) | Boxes/Pallet<br>Cajas/Palet | Pcs. Box<br>Piezas/Caja | Sqm/Box<br>M <sup>2</sup> /Caja | Square Feet<br>Box | Sqm/Pallet<br>M <sup>2</sup> /Palet | Square Feet<br>Pallet | Kgs/Pallet<br>Kgs/Palet | Kgs/Box<br>Kgs/Caja | L. MTS. |
| SERIE LINE<br>30x60   |  base 12"x24"-30x60 cm. (29,75x59,55 cm)                | 1234 / 1258          | 1218 / 1240     | 1218 / 1240      | 1258 / 1298       | 1218 / 1240          | 9,8 <sup>0.37"</sup>                             | 40                          | 6                       | 1,063                           | 11,441             | 45,52                               | 457,67                | 979,2                   | 23,83               | -       |
|   |  peldaño-30 12"x24"-30x60 cm. (29,75x59,55 cm)          | 171 / 171            | 171 / 171       | 171 / 171        | 171 / 171         | 171 / 171            | 9,8 <sup>0.37"</sup>                             | 99                          | 7                       | -                               | -                  | -                                   | -                     | -                       | 27,76               | 2,028   |
|   |  peldaño-60 12"x24"-30x60 cm. (29,75x59,55 cm)          | 171 / 171            | 171 / 171       | 171 / 171        | 171 / 171         | 171 / 171            | 9,8 <sup>0.37"</sup>                             | 99                          | 7                       | -                               | -                  | -                                   | -                     | -                       | 27,76               | 4,168   |
|   |  peldaño angulo12"x24"-30x60 cm. (29,75x59,55 cm)       | 187 / 187            | 187 / 187       | 187 / 187        | 187 / 187         | 187 / 187            | 9,8 <sup>0.37"</sup>                             | 99                          | 7                       | -                               | -                  | -                                   | -                     | -                       | 27,76               | -       |
|   |  peldaño top-30 12"x24"-30x60 cm. (29,75x59,55 cm)      | 355 / 355            | 355 / 355       | 355 / 355        | 355 / 355         | 355 / 355            | 18 <sup>0.70"</sup>                              | 99                          | 4                       | -                               | -                  | -                                   | -                     | -                       | 16,6                | 1,19    |
|   |  peldaño top-60 12"x24"-30x60 cm. (29,75x59,55 cm)      | 355 / 355            | 355 / 355       | 355 / 355        | 355 / 355         | 355 / 355            | 18 <sup>0.70"</sup>                              | 99                          | 4                       | -                               | -                  | -                                   | -                     | -                       | 16,7                | 2,38    |
|   |  peldaño top angulo 12"x24"-30x60 cm. (29,75x59,55 cm)  | 499 / 499            | 499 / 499       | 499 / 499        | 499 / 499         | 499 / 499            | 18 <sup>0.70"</sup>                              | 99                          | 3                       | -                               | -                  | -                                   | -                     | -                       | 13,7                | -       |
|   |  gradone onda-30 12"x24"-30x60 cm. (29,75x59,55 cm)     | 499 / 499            | 499 / 499       | 499 / 499        | 499 / 499         | 499 / 499            | 25 <sup>0.97"</sup>                              | 99                          | 2                       | -                               | -                  | -                                   | -                     | -                       | 8,6                 | 0,595   |
|   |  gradone onda-60 12"x24"-30x60 cm. (29,75x59,55 cm)     | 499 / 499            | 499 / 499       | 499 / 499        | 499 / 499         | 499 / 499            | 25 <sup>0.97"</sup>                              | 99                          | 2                       | -                               | -                  | -                                   | -                     | -                       | 8,6                 | 1,191   |
|   |  gradone onda angulo 12"x24"-30x60 cm. (29,75x59,55 cm) | 559 / 559            | 559 / 559       | 559 / 559        | 559 / 559         | 559 / 559            | 25 <sup>0.97"</sup>                              | 99                          | 2                       | -                               | -                  | -                                   | -                     | -                       | 9,5                 | -       |
|   |  rodapie 3.5"x24"-8x60 cm. (8x59,55 cm)                 | 95 / 97              | 93 / 95         | 93 / 95          | 97 / 100          | 93 / 95              | 9,8 <sup>0.37"</sup>                             | 99                          | 15                      | -                               | -                  | -                                   | -                     | -                       | 16,5                | 8,925   |
|   |  rodapie 3.5"x12"-8x30 cm. (8x29,75 cm)                 | 65 / 67              | 63 / 65         | 63 / 65          | 67 / 71           | 63 / 65              | 9,8 <sup>0.37"</sup>                             | 99                          | 30                      | -                               | -                  | -                                   | -                     | -                       | 16,5                | 8,925   |
|   |  listelo 3.5"x24"-8x60 cm. (8x59,55 cm)                 | 85 / 87              | 83 / 85         | 83 / 85          | 87 / 91           | 83 / 85              | 9,8 <sup>0.37"</sup>                             | 99                          | 15                      | -                               | -                  | -                                   | -                     | -                       | 16,5                | 8,925   |
|   |  listelo 3.5"x12"-8x30 cm. (8x29,75 cm)                 | 53 / 55              | 51 / 53         | 51 / 53          | 55 / 57           | 51 / 53              | 9,8 <sup>0.37"</sup>                             | 99                          | 30                      | -                               | -                  | -                                   | -                     | -                       | 16,5                | 8,925   |
|   |  taco 3.5"x3.5"-8x8 cm.                                 | 29 / 35              | 27 / 29         | 27 / 29          | 27 / 29           | 27 / 29              | 9,8 <sup>0.37"</sup>                             | 99                          | 30                      | -                               | -                  | -                                   | -                     | -                       | 4,4                 | 2,4     |
|   |  lista 5x60 2.1"x24"-5x60 cm. (4,75x59,55 cm)           | 83 / 85              | 81 / 83         | 81 / 83          | 81 / 83           | 81 / 83              | 9,8 <sup>0.37"</sup>                             | 99                          | 27                      | -                               | -                  | -                                   | -                     | -                       | 9,4                 | 16,079  |
|  lista 10x60 4.3"x24"-10x60 cm. (9,74x59,55 cm)  | 85 / 87  | 83 / 85              | 83 / 85         | 83 / 85          | 83 / 85           | 9,8 <sup>0.37"</sup> | 99   | 15                          | -                       | -                               | -                  | -                                   | -                     | 19,9                    | 8,932               |         |
|  lista 15x60 6.5"x24"-15x60 cm. (14,72x59,55 cm) | 87 / 89  | 85 / 87              | 85 / 87         | 85 / 87          | 85 / 87           | 9,8 <sup>0.37"</sup> | 99   | 9                           | -                       | -                               | -                  | -                                   | -                     | 18                      | 5,955               |         |

|                     |   | GROUPS / GRUPOS  |                      |                 |                  |                   | PACKING LIST     |  |                             |                         |                                 |                    |                                     |                       |                         |                     |         |
|---------------------|---|--|----------------------|-----------------|------------------|-------------------|------------------|--|-----------------------------|-------------------------|---------------------------------|--------------------|-------------------------------------|-----------------------|-------------------------|---------------------|---------|
|                     |   | NEWSTONE COLLECTION<br>COLECCION NEWSTONE              | ANTRACITA<br>NAT/LAP | GRIS<br>NAT/LAP | VISON<br>NAT/LAP | MARFIL<br>NAT/LAP | BEIGE<br>NAT/LAP | Thickness in<br>(aprox)<br>Espesor mm<br>(aprox) | Boxes/Pallet<br>Cajas/Palet | Pcs. Box<br>Piezas/Caja | Sqm/Box<br>M <sup>2</sup> /Caja | Square Feet<br>Box | Sqm/Pallet<br>M <sup>2</sup> /Palet | Square Feet<br>Pallet | Kgs/Pallet<br>Kgs/Palet | Kgs/Box<br>Kgs/Caja | L. MTS. |
| SERIE URBAN 30 X 30 |  | base 12"x12"-30x30 cm. (29,75x29,75 cm)                | 1234 / 1258          | 1218 / 1240     | 1218 / 1240      | 1218 / 1240       | 1218 / 1240      | 9,8 <sup>0.39"</sup>                             | 40                          | 13                      | 1,15                            | 12,378             | 46                                  | 495,13                | 1050                    | 25,6                | -       |
|                     |  | peldaño 12"x12"-30x30 cm. (29,75x29,75 cm)             | 171 / 171            | 171 / 171       | 171 / 171        | 171 / 171         | 171 / 171        | 9,8 <sup>0.39"</sup>                             | 99                          | 10                      | -                               | -                  | -                                   | -                     | -                       | 26,1                | 29,75   |
|                     |  | peldaño angulo 12"x12"-30x30 cm. (29,75x29,75 cm)      | 187 / 187            | 187 / 187       | 187 / 187        | 187 / 187         | 187 / 187        | 9,8 <sup>0.39"</sup>                             | 99                          | 10                      | -                               | -                  | -                                   | -                     | -                       | 20,1                | -       |
|                     |  | peldaño top 12"x12"-30x30 cm. (29,75x29,75 cm)         | 355 / 355            | 355 / 355       | 355 / 355        | 355 / 355         | 355 / 355        | 18 <sup>0.70"</sup>                              | 99                          | 7                       | -                               | -                  | -                                   | -                     | -                       | 15,11               | 2,083   |
|                     |  | peldaño top angulo 12"x12"-30x30 cm. (29,75x29,75 cm)  | 499 / 499            | 499 / 499       | 499 / 499        | 499 / 499         | 499 / 499        | 18 <sup>0.70"</sup>                              | 99                          | 5                       | -                               | -                  | -                                   | -                     | -                       | 11,3                | -       |
|                     |  | gradone onda 12"x12"-30x30 cm. (29,75x29,75 cm)        | 499 / 499            | 499 / 499       | 499 / 499        | 499 / 499         | 499 / 499        | 25 <sup>0.98"</sup>                              | 99                          | 4                       | -                               | -                  | -                                   | -                     | -                       | 10,1                | 1,19    |
|                     |  | gradone onda angulo 12"x12"-30x30 cm. (29,75x29,75 cm) | 559 / 559            | 559 / 559       | 559 / 559        | 559 / 559         | 559 / 559        | 25 <sup>0.98"</sup>                              | 99                          | 3                       | -                               | -                  | -                                   | -                     | -                       | 7,3                 | -       |
|                     |  | rodapie 3.5"x12"-8x30 cm. (8x29,75 cm)                 | 65 / 67              | 63 / 65         | 63 / 65          | 67 / 71           | 63 / 65          | 9,8 <sup>0.39"</sup>                             | 99                          | 30                      | -                               | -                  | -                                   | -                     | -                       | 16,5                | 8,925   |
|                     |  | listelo 3.5"x12"-8x30 cm. (8x29,75 cm)                 | 53 / 55              | 51 / 53         | 51 / 53          | 55 / 57           | 51 / 53          | 9,8 <sup>0.39"</sup>                             | 99                          | 30                      | -                               | -                  | -                                   | -                     | -                       | 16,5                | 8,925   |
|                     |  | taco 3.5"x3.5"-8x8 cm.                                 | 29 / 35              | 27 / 29         | 27 / 29          | 27 / 29           | 27 / 29          | 9,8 <sup>0.39"</sup>                             | 99                          | 30                      | -                               | -                  | -                                   | -                     | -                       | 4,4                 | 2,4     |
| SERIE CITY 45x45    |  | base 18"x18"-45x45 cm. (44,63x44,63 cm)                | 1234 / 1258          | 1218 / 1240     | 1218 / 1240      | 1258 / 1298       | 1218 / 1240      | 9,75/9,9 <sup>0.39"</sup>                        | 68                          | 5                       | 0,996                           | 10,720             | 67,728                              | 729                   | 1573/1566               | 22,75/22,65         | -       |
|                     |  | peldaño 18"x18"-45x45 cm. (44,63x44,63 cm)             | 171 / 171            | 171 / 171       | 171 / 171        | 171 / 171         | 171 / 171        | 9,75/9,9 <sup>0.39"</sup>                        | 99                          | 5                       | -                               | -                  | -                                   | -                     | -                       | 22,75/22,65         | 2,237   |
|                     |  | peldaño angulo 18"x18"-45x45 cm. (44,63x44,63 cm)      | 187 / 187            | 187 / 187       | 187 / 187        | 187 / 187         | 187 / 187        | 9,75/9,9 <sup>0.39"</sup>                        | 99                          | 5                       | -                               | -                  | -                                   | -                     | -                       | 22,75/22,65         | -       |
|                     |  | peldaño top 18"x18"-45x45 cm. (44,63x44,63 cm)         | 355 / 355            | 355 / 355       | 355 / 355        | 355 / 355         | 355 / 355        | 18 <sup>0.70"</sup>                              | 99                          | 3                       | -                               | -                  | -                                   | -                     | -                       | 14,5                | 1,33    |
|                     |  | peldaño top angulo 18"x18"-45x45 cm. (44,63x44,63 cm)  | 499 / 499            | 499 / 499       | 499 / 499        | 499 / 499         | 499 / 499        | 18 <sup>0.70"</sup>                              | 99                          | 2                       | -                               | -                  | -                                   | -                     | -                       | 10,3                | -       |
|                     |  | gradone onda 18"x18"-45x45 cm. (44,63x44,63 cm)        | 499 / 499            | 499 / 499       | 499 / 499        | 499 / 499         | 499 / 499        | 25 <sup>0.98"</sup>                              | 99                          | 2                       | -                               | -                  | -                                   | -                     | -                       | 10,5                | 0,893   |
|                     |  | gradone onda angulo 18"x18"-45x45 cm. (44,63x44,63 cm) | 559 / 559            | 559 / 559       | 559 / 559        | 559 / 559         | 559 / 559        | 25 <sup>0.98"</sup>                              | 99                          | 2                       | -                               | -                  | -                                   | -                     | -                       | 11,8                | -       |
|                     |  | rodapie 3.5"x18"-8x45 cm. (8x44,63 cm)                 | 79 / 81              | 73 / 79         | 73 / 79          | 81 / 85           | 73 / 79          | 9,75/9,9 <sup>0.39"</sup>                        | 99                          | 15                      | -                               | -                  | -                                   | -                     | -                       | 11,7                | 6,7     |
|                     |  | listelo 3.5"x18"-8x45 cm. (8x44,63 cm)                 | 65 / 67              | 63 / 65         | 63 / 65          | 67 / 71           | 63 / 65          | 9,75/9,9 <sup>0.39"</sup>                        | 99                          | 15                      | -                               | -                  | -                                   | -                     | -                       | 11,7                | 6,7     |
|                     |  | taco 3.5"x3.5"-8x8 cm.                                 | 29 / 35              | 27 / 29         | 27 / 29          | 27 / 29           | 27 / 29          | 9,75/9,9 <sup>0.39"</sup>                        | 99                          | 30                      | -                               | -                  | -                                   | -                     | -                       | 4,4                 | 2,4     |

urban, line, city and contract series  
newstone collection

|                      |  | GROUPS / GRUPOS  |                        |                   |                    |                     | PACKING LIST       |  |                             |                         |                                 |                    |                                     |                       |                         |                     |         |
|----------------------|--|--|------------------------|-------------------|--------------------|---------------------|--------------------|--|-----------------------------|-------------------------|---------------------------------|--------------------|-------------------------------------|-----------------------|-------------------------|---------------------|---------|
|                      |  | NEWSTONE COLLECTION<br>COLECCION NEWSTONE              | ANTRACITA<br>NAT / LAP | GRIS<br>NAT / LAP | VISON<br>NAT / LAP | MARFIL<br>NAT / LAP | BEIGE<br>NAT / LAP | Thickness in (aprox)<br>Espesor mm (aprox) | Boxes/Pallet<br>Cajas/Palet | Pcs. Box<br>Piezas/Caja | Sqm/Box<br>M <sup>2</sup> /Caja | Square Feet<br>Box | Sqm/Pallet<br>M <sup>2</sup> /Palet | Square Feet<br>Pallet | Kgs/Pallet<br>Kgs/Palet | Kgs/Box<br>Kgs/Caja | L. mts. |
| SERIE CONTRACT 60X60 |  | base 24"x24"-60x60 cm. (59,55x59,55 cm)                | 1346 / 1372            | 1330 / 1354       | 1330 / 1354        | 1372 / 1410         | - / -              | 10,2 <sup>0.39"</sup>                      | 30                          | 3                       | 1,063                           | 11,441             | 31,89                               | 343,25                | 772/782                 | 25,2/24,8           | -       |
|                      |  | peldaño 24"x24"-60x60 cm. (59,55x59,55 cm)             | 281 / 281              | 281 / 281         | 281 / 281          | 281 / 281           | - / -              | 10,2 <sup>0.39"</sup>                      | 99                          | 3                       | -                               | -                  | -                                   | -                     | -                       | 25,2/24,8           | 1,76    |
|                      |  | peldaño angulo 24"x24"-60x60 cm. (59,55x59,55 cm)      | 299 / 299              | 299 / 299         | 299 / 299          | 299 / 299           | - / -              | 10,2 <sup>0.39"</sup>                      | 99                          | 3                       | -                               | -                  | -                                   | -                     | -                       | 25,2/24,8           | -       |
|                      |  | peldaño top 24"x24"-60x60 cm. (59,55x59,55 cm)         | 499 / 499              | 499 / 499         | 499 / 499          | 499 / 499           | - / -              | 20 <sup>0.77"</sup>                        | 99                          | 2                       | -                               | -                  | -                                   | -                     | -                       | 17,9/18             | 1,19    |
|                      |  | peldaño top angulo 24"x24"-60x60 cm. (59,55x59,55 cm)  | 585 / 585              | 585 / 585         | 585 / 585          | 585 / 585           | - / -              | 20 <sup>0.77"</sup>                        | 99                          | 1                       | -                               | -                  | -                                   | -                     | -                       | 9,8                 | -       |
|                      |  | gradone onda 24"x24"-60x60 cm. (59,55x59,55 cm)        | 559 / 559              | 559 / 559         | 559 / 559          | 559 / 559           | - / -              | 28 <sup>1.08"</sup>                        | 99                          | 1                       | -                               | -                  | -                                   | -                     | -                       | 9,2/9,1             | 0,595   |
|                      |  | gradone onda angulo 24"x24"-60x60 cm. (59,55x59,55 cm) | 609 / 609              | 609 / 609         | 609 / 609          | 609 / 609           | - / -              | 28 <sup>1.08"</sup>                        | 99                          | 1                       | -                               | -                  | -                                   | -                     | -                       | 10,1/10             | -       |
|                      |  | rodapie 3.5"x24"-8x60 cm. (8x59,55 cm)                 | 95 / 97                | 93 / 95           | 93 / 95            | 97 / 100            | - / -              | 9,8 <sup>0.37"</sup>                       | 99                          | 15                      | -                               | -                  | -                                   | -                     | -                       | 16,5                | 8,93    |
|                      |  | listelo 3.5"x24"-8x60 cm. (8x59,55 cm)                 | 85 / 87                | 83 / 85           | 83 / 85            | 87 / 91             | - / -              | 9,8 <sup>0.37"</sup>                       | 99                          | 15                      | -                               | -                  | -                                   | -                     | -                       | 16,5                | 8,93    |
|                      |  | taco 3.5"x3.5"-8x8 cm.                                 | 29 / 35                | 27 / 29           | 27 / 29            | 27 / 29             | - / -              | 9,8 <sup>0.37"</sup>                       | 99                          | 30                      | -                               | -                  | -                                   | -                     | -                       | 4,4                 | 2,4     |

| NEWSTONE COLLECTION<br>COLECCION NEWSTONE |   | GROUPS / GRUPOS  |                   |                    |                     |                    | PACKING LIST                               |                             |                         |                                 |                    |                                     |                       |                         |                     |         |   |
|---|---|--|-------------------|--------------------|---------------------|--------------------|--|-----------------------------|-------------------------|---------------------------------|--------------------|-------------------------------------|-----------------------|-------------------------|---------------------|---------|---|
|   |   | ANTRACITA<br>NAT / LAP                                 | GRIS<br>NAT / LAP | VISON<br>NAT / LAP | MARFIL<br>NAT / LAP | BEIGE<br>NAT / LAP | Thickness in (aprox)<br>Espesor mm (aprox) | Boxes/Pallet<br>Cajas/Palet | Pcs. Box<br>Piezas/Caja | Sqm/Box<br>M <sup>2</sup> /Caja | Square Feet<br>Box | Sqm/Pallet<br>M <sup>2</sup> /Palet | Square Feet<br>Pallet | Kgs/Pallet<br>Kgs/Palet | Kgs/Box<br>Kgs/Caja | L. MTS. |   |
| SPECIAL PIECES                            |  | mosaico 5x5 - 12"x12"-30x30 cm. (29,75x29,75 cm)       | - / 1638          | - / 1638           | - / 1638            | - / 1654           | - / 1638                                   | 9,8 <sup>0.37"</sup>        | 40                      | 8                               | 0,72               | -                                   | 25,92                 | -                       | -                   | 14,7    | - |
|   |  | mosaico 5x10 - 12"x12"-30x30 cm. (29,75x29,75 cm)      | - / 1638          | - / 1638           | - / 1638            | - / 1654           | - / 1638                                   | 9,8 <sup>0.37"</sup>        | 40                      | 8                               | 0,72               | -                                   | 25,92                 | -                       | -                   | 14,7    | - |
|   |  | preincisión 5x30 - 12"x12"-30x30 cm. (29,75x29,75 cm)  | - / 1426          | - / 1426           | - / 1426            | - / 1458           | - / 1426                                   | 9,8 <sup>0.37"</sup>        | 50                      | 9                               | 0,81               | -                                   | 36,45                 | -                       | -                   | 16,5    | - |
|   |  | preincisión 10x30 - 12"x12"-30x30 cm. (29,75x29,75 cm) | - / 1426          | - / 1426           | - / 1426            | - / 1458           | - / 1426                                   | 9,8 <sup>0.37"</sup>        | 50                      | 9                               | 0,81               | -                                   | 36,45                 | -                       | -                   | 16,5    | - |
|   |  | preincisión 5x5 - 12"x12"-30x30 cm. (29,75x29,75 cm)   | - / 1482          | - / 1482           | - / 1482            | - / 1506           | - / 1482                                   | 9,8 <sup>0.37"</sup>        | 50                      | 9                               | 0,81               | -                                   | 36,45                 | -                       | -                   | 16,5    | - |
|   |  | preincisión 5x10 - 12"x12"-30x30 cm. (29,75x29,75 cm)  | - / 1482          | - / 1482           | - / 1482            | - / 1506           | - / 1482                                   | 9,8 <sup>0.37"</sup>        | 50                      | 9                               | 0,81               | -                                   | 36,45                 | -                       | -                   | 16,5    | - |
|   |  | line cube-1 - 12"x24"-30x60 cm. (29,75x59,55 cm)       | - / 215           | - / 215            | - / 215             | - / 215            | - / 215                                    | 9,8 <sup>0.37"</sup>        | 99                      | 7                               | -                  | -                                   | -                     | -                       | -                   | 27,76   | - |
|   |  | line cube-2 - 12"x24"-30x60 cm. (29,75x59,55 cm)       | - / 227           | - / 227            | - / 227             | - / 227            | - / 227                                    | 9,8 <sup>0.37"</sup>        | 99                      | 7                               | -                  | -                                   | -                     | -                       | -                   | 27,76   | - |
|   |  | city cube-1 - 18"x18"-45x45 cm. (44,63x44,63 cm)       | - / 215           | - / 215            | - / 215             | - / 215            | - / 215                                    | 9,8 <sup>0.37"</sup>        | 99                      | 5                               | -                  | -                                   | -                     | -                       | -                   | 22,75   | - |
|   |  | city cube-2 - 18"x18"-45x45 cm. (44,63x44,63 cm)       | - / 227           | - / 227            | - / 227             | - / 227            | - / 227                                    | 9,8 <sup>0.37"</sup>        | 99                      | 5                               | -                  | -                                   | -                     | -                       | -                   | 22,75   | - |
|   |  | contract cube-1 - 24"x24"-60x60 cm. (59,55x59,55 cm)   | - / 281           | - / 281            | - / 281             | - / 281            | - / -                                      | 9,8 <sup>0.37"</sup>        | 99                      | 3                               | -                  | -                                   | -                     | -                       | -                   | 25,20   | - |
|   |  | contract cube-2 - 24"x24"-60x60 cm. (59,55x59,55 cm)   | - / 299           | - / 299            | - / 299             | - / 299            | - / -                                      | 9,8 <sup>0.37"</sup>        | 99                      | 3                               | -                  | -                                   | -                     | -                       | -                   | 25,20   | - |

|   |  | CRISTAL/GLASS |      |       |       | PORCELAIN                 |                             |                         |                     |                          |                      |                       |                      | STEEL |                      |   |   |   |   |   |     |   |   |   |
|---|--|---------------|------|-------|-------|---------------------------|-----------------------------|-------------------------|---------------------|--------------------------|----------------------|-----------------------|----------------------|-------|----------------------|---|---|---|---|---|-----|---|---|---|
|   |  | ROJO          | AZUL | NEGRO | GLASS | CROMATIC<br>BLANCO<br>SAT | CROMATIC<br>AMARILLO<br>SAT | CROMATIC<br>AZUL<br>SAT | CITY<br>GRIS<br>LAP | CITY<br>ANTRACITA<br>LAP | CITY<br>VISON<br>LAP | CITY<br>MARFIL<br>LAP | CITY<br>BEIGE<br>LAP | ACERO |                      |   |   |   |   |   |     |   |   |   |
|  | cube 2,5x2,5                                 | 49            | 49   | 49    | 49    | 23                        | 23                          | 23                      | 23                  | 23                       | 23                   | 23                    | 23                   | 49    | 9,8 <sup>0.37"</sup> | - | - | - | - | - | -   | - | - | - |
|  | square cenefa - 2"x12"-5x30 cm. (5x29,75 cm) | 95            |      |       |       |                           |                             |                         |                     | 9,8 <sup>0.37"</sup>     | 99                   | 36                    | -                    | -     | -                    | - | - | - | - | - | 8,8 | - |   |   |



Ctra. Castellón - San Juan de Moró, hm.7,5  
12130 SAN JUAN DE MORO (Castellón) Spain  
Tel. (+34) 964 701 120  
Fax nacional: 964 701 195  
Export fax: (+34) 964 701 067  
e-mail: [info@apavisa.com](mailto:info@apavisa.com)  
[www.apavisa.com](http://www.apavisa.com)

