





APAVISA

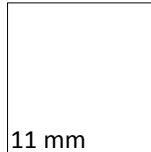
TERRATEC





TERRATEC MULTICOLOR

R10
NATURAL FINISH
LAPPATO FINISH




Nanoterratec serie 90x90 **7 mm**
(89,46 x 89,46 cm - 35.22" x 35.22")

Nanoterratec multicolor natural 90x90 **G-1486**
Nanoterratec multicolor lappato 90x90 **G-1506**

Terratec serie 60x60 **11 mm**
(59,55 x 59,55 cm - 23.45" x 23.45")

Terratec multicolor natural 60x60 **G-1368**
Terratec multicolor lappato 60x60 **G-1410**

SPECIAL SIZES / FORMATOS ESPECIALES



Nanoterratec & Terratec lista
(7,3 x 89,46 cm - 2.87" x 35.22") (7,3 x 59,55 cm - 2.87" x 23.45")



Nanoterratec multicolor natural lista 7,5x90 **G-119**
Nanoterratec multicolor lappato lista 7,5x90 **G-125**
Terratec multicolor natural lista 7,5x60 **G-99**
Terratec multicolor lappato lista 7,5x60 **G-103**



Nanoterratec & Terratec rodapié
(7,3 x 89,46 cm - 2.87" x 35.22") (7,3 x 59,55 cm - 2.87" x 23.45")



Nanoterratec multicolor natural rodapié 7,5x90 **G-139**
Terratec multicolor natural rodapié 7,5x60 **G-109**



RECTIFIED AND WITHOUT BEVEL EDGE FINISH PRODUCT / PRODUCTO RECTIFICADO Y NO BISELADO
TILES WITH RANDOM SHADE AND ASPECT VARIATION / PRODUCTO CON VARIACIÓN CROMÁTICA Y DESTONIFICACIÓN EN COMPOSICIONES



TERRATEC MULTICOLOR

SPECIAL PIECES / PIEZAS ESPECIALES



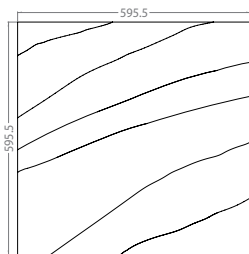
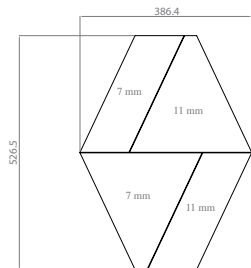
Nanoterratec multicolor lappato diamond ramp
(26,25 x 52,65 cm - 10.33" x 20.73")
G-1942



Terratec multicolor lappato zebra decor
(59,55 x 59,55 cm - 23.45" x 23.45")
G-1780



Terratec multicolor natural mosaico 5x5
(29,75 x 29,75 cm - 11.71" x 11.71")
G-1732



Nanoterratec multicolor lappato mosaico 5x5
(29,75 x 29,75 cm - 11.71" x 11.71")
G-1844







NANOTERRATEC WHITE LAPPATO MOSAICO 5X5 - NANOTERRATEC MULTICOLOR NATURAL 90X90





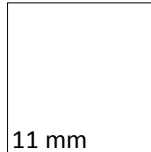
TERRATEC WHITE

R10
NATURAL FINISH
LAPPATO FINISH



Nanoterratec serie 90x90 **7 mm**
(89,46 x 89,46 cm - 35.22" x 35.22")


Nanoterratec white natural 90x90 **G-1486**
Nanoterratec white lappato 90x90 **G-1506**




Terratec serie 60x60 **11 mm**
(59,55 x 59,55 cm - 23.45" x 23.45")

Terratec white natural 60x60 **G-1368**
Terratec white lappato 60x60 **G-1410**


SPECIAL SIZES / FORMATOS ESPECIALES



Nanoterratec & Terratec lista
(7,3 x 89,46 cm - 2.87" x 35.22") (7,3 x 59,55 cm - 2.87" x 23.45")



Nanoterratec white natural lista 7,5x90 **G-119**
Nanoterratec white lappato lista 7,5x90 **G-125**
Terratec white natural lista 7,5x60 **G-99**
Terratec white lappato lista 7,5x60 **G-103**



Nanoterratec & Terratec rodapié
(7,3 x 89,46 cm - 2.87" x 35.22") (7,3 x 59,55 cm - 2.87" x 23.45")



Nanoterratec white natural rodapié 7,5x90 **G-139**
Terratec white natural rodapié 7,5x60 **G-109**



RECTIFIED AND WITHOUT BEVEL EDGE FINISH PRODUCT / PRODUCTO RECTIFICADO Y NO BISELADO
TILES WITH RANDOM SHADE AND ASPECT VARIATION / PRODUCTO CON VARIACIÓN CROMÁTICA Y DESTONIFICACIÓN EN COMPOSICIONES



TERRATEC WHITE

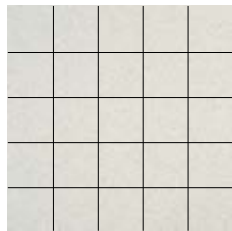
SPECIAL PIECES / PIEZAS ESPECIALES



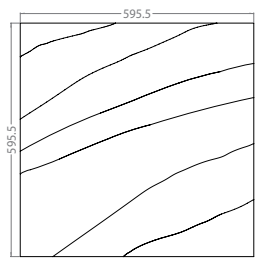
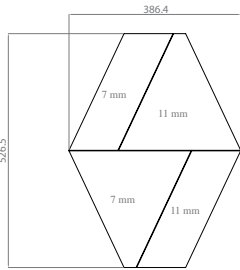
Nanoterratec white lappato diamond ramp
(26,25 x 52,65 cm - 10.33" x 20.73")
G-1942



Terratec black lappato zebra decor
(59,55 x 59,55 cm - 23.45" x 23.45")
G-1780



Terratec white natural mosaico 5x5
(29,75 x 29,75 cm - 11.71" x 11.71")
G-1732



Nanoterratec white lappato mosaico 5x5
(29,75 x 29,75 cm - 11.71" x 11.71")
G-1844





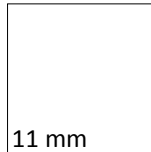
TERRATEC GREY

R10
NATURAL FINISH
LAPPATO FINISH



Nanoterratec serie 90x90 **7 mm**
(89,46 x 89,46 cm - 35.22" x 35.22")

Nanoterratec grey natural 90x90 **G-1466**
Nanoterratec grey lappato 90x90 **G-1486**



Terratec serie 60x60 **11 mm**
(59,55 x 59,55 cm - 23.45" x 23.45")

Terratec grey natural 60x60 **G-1330**
Terratec grey lappato 60x60 **G-1368**

SPECIAL SIZES / FORMATOS ESPECIALES



Nanoterratec & Terratec lista
(7,3 x 89,46 cm - 2.87" x 35.22") (7,3 x 59,55 cm - 2.87" x 23.45")



Nanoterratec grey natural lista 7,5x90 **G-115**
Nanoterratec grey lappato lista 7,5x90 **G-119**
Terratec grey natural lista 7,5x60 **G-97**
Terratec grey lappato lista 7,5x60 **G-99**



Nanoterratec & Terratec rodapié
(7,3 x 89,46 cm - 2.87" x 35.22") (7,3 x 59,55 cm - 2.87" x 23.45")




Nanoterratec grey natural rodapié 7,5x90 **G-131**
Terratec grey natural rodapié 7,5x60 **G-103**





TERRATEC GREY


SPECIAL PIECES / PIEZAS ESPECIALES



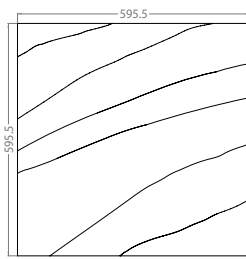
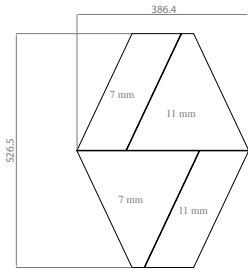
Nanoterratec grey lappato diamond ramp
(26,25 x 52,65 cm - 10.33" x 20.73")
G-1942



Terratec grey lappato zebra decor
(59,55 x 59,55 cm - 23.45" x 23.45")
G-1780



Terratec grey natural mosaico 5x5
(29,75 x 29,75 cm - 11.71" x 11.71")
G-1732




Nanoterratec grey lappato mosaico 5x5
(29,75 x 29,75 cm - 11.71" x 11.71")
G-1844







TERRATEC GREY LAPPATO 60X60





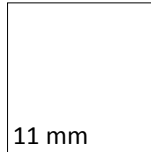
TERRATEC BLACK

R10
NATURAL FINISH
LAPPATO FINISH



Nanoterratec serie 90x90 **7 mm**
(89,46 x 89,46 cm - 35.22" x 35.22")

Nanoterratec black natural 90x90 **G-1466**
Nanoterratec black lappato 90x90 **G-1486**



Terratec serie 60x60 **11 mm**
(59,55 x 59,55 cm - 23.45" x 23.45")

Terratec black natural 60x60 **G-1330**
Terratec black lappato 60x60 **G-1368**

SPECIAL SIZES / FORMATOS ESPECIALES



Nanoterratec & Terratec lista
(7,3 x 89,46 cm - 2.87" x 35.22") (7,3 x 59,55 cm - 2.87" x 23.45")



Nanoterratec black natural lista 7,5x90 **G-115**
Nanoterratec black lappato lista 7,5x90 **G-119**
Terratec black natural lista 7,5x60 **G-97**
Terratec black lappato lista 7,5x60 **G-99**



Nanoterratec & Terratec rodapié
(7,3 x 89,46 cm - 2.87" x 35.22") (7,3 x 59,55 cm - 2.87" x 23.45")



Nanoterratec black natural rodapié 7,5x90 **G-131**
Terratec black natural rodapié 7,5x60 **G-103**




RECTIFIED AND WITHOUT BEVEL EDGE FINISH PRODUCT / PRODUCTO RECTIFICADO Y NO BISELADO
TILES WITH RANDOM SHADE AND ASPECT VARIATION / PRODUCTO CON VARIACIÓN CROMÁTICA Y DESTONIFICACIÓN EN COMPOSICIONES



TERRATEC BLACK


SPECIAL PIECES / PIEZAS ESPECIALES



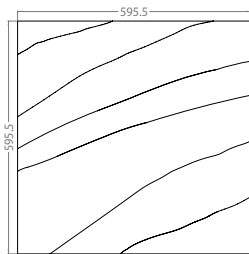
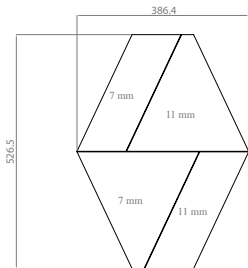
Nanoterratec black lappato diamond ramp
(26,25 x 52,65 cm - 10.33" x 20.73")
G-1942



Terratec black lappato zebra decor
(59,55 x 59,55 cm - 23.45" x 23.45")
G-1780



Terratec black natural mosaico 5x5
(29,75 x 29,75 cm - 11.71" x 11.71")
G-1732



Nanoterratec black lappato mosaico 5x5
(29,75 x 29,75 cm - 11.71" x 11.71")
G-1844





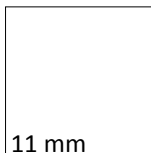
TERRATEC BEIGE

R10
NATURAL FINISH
LAPPATO FINISH



Nanoterratec serie 90x90 **7 mm**
(89,46 x 89,46 cm - 35.22" x 35.22")

Nanoterratec beige natural 90x90 **G-1466**
Nanoterratec beige lappato 90x90 **G-1486**




Terratec serie 60x60 **11 mm**
(59,55 x 59,55 cm - 23.45" x 23.45")

Terratec beige natural 60x60 **G-1330**
Terratec beige lappato 60x60 **G-1368**


SPECIAL SIZES / FORMATOS ESPECIALES



Nanoterratec & Terratec lista
(7,3 x 89,46 cm - 2.87" x 35.22") (7,3 x 59,55 cm - 2.87" x 23.45")



Nanoterratec beige natural lista 7,5x90 **G-115**
Nanoterratec beige lappato lista 7,5x90 **G-119**
Terratec beige natural lista 7,5x60 **G-97**
Terratec beige lappato lista 7,5x60 **G-99**



Nanoterratec & Terratec rodapié
(7,3 x 89,46 cm - 2.87" x 35.22") (7,3 x 59,55 cm - 2.87" x 23.45")



Nanoterratec beige natural rodapié 7,5x90 **G-131**
Terratec beige natural rodapié 7,5x60 **G-103**



RECTIFIED AND WITHOUT BEVEL EDGE FINISH PRODUCT / PRODUCTO RECTIFICADO Y NO BISELADO
TILES WITH RANDOM SHADE AND ASPECT VARIATION / PRODUCTO CON VARIACIÓN CROMÁTICA Y DESTONIFICACIÓN EN COMPOSICIONES



TERRATEC BEIGE


SPECIAL PIECES / PIEZAS ESPECIALES



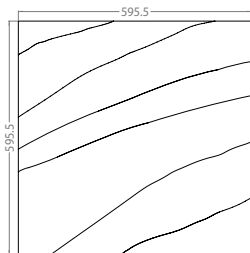
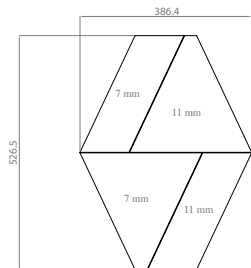
Nanoterratec beige lappato diamond ramp
(26,25 x 52,65 cm - 10.33" x 20.73")
G-1942



Terratec beige lappato zebra decor
(59,55 x 59,55 cm - 23.45" x 23.45")
G-1780



Terratec beige natural mosaico 5x5
(29,75 x 29,75 cm - 11.71" x 11.71")
G-1732



Nanoterratec beige lappato mosaico 5x5
(29,75 x 29,75 cm - 11.71" x 11.71")
G-1844









NANOTERRATEC collection		MULTICOLOR		WHITE		GREY		BLACK		BEIGE	
NANOTERRATEC SERIE 90X90 / SERIE NANOTERRATEC 90X90		NATURAL	LAPPATO	NATURAL	LAPPATO	NATURAL	LAPPATO	NATURAL	LAPPATO	NATURAL	LAPPATO
PELDAÑO-90	89,46 x 89,46 cm - 35,22" x 35,22"	559	570	559	570	543	559	543	559	543	599
PELDAÑO ANGULO 90X90	89,46 x 89,46 cm - 35,22" x 35,22"	570	583	570	583	559	570	559	570	559	570
PELDAÑO GRAD-90	89,46 x 89,46 cm - 35,22" x 35,22"	779	779	779	779	779	779	779	779	779	779
PELDAÑO GRAD ANG 90X90	89,46 x 89,46 cm - 35,22" x 35,22"	829	829	829	829	829	829	829	829	829	829

NANOTERRATEC collection		MULTICOLOR		WHITE		GREY		BLACK		BEIGE	
SPECIAL PIECES / PIEZAS ESPECIALES		NATURAL	LAPPATO	NATURAL	LAPPATO	NATURAL	LAPPATO	NATURAL	LAPPATO	NATURAL	LAPPATO
LISTELO 7,5X90	7,3 x 89,46 cm - 2,87" x 35,22"	119	125	119	125	115	119	115	119	115	119
RODAPIÉ 7,5X90	7,3 x 89,46 cm - 2,87" x 35,22"	139	-	139	-	131	-	131	-	131	-
BUMP-90	89,46 x 89,46 cm - 35,22" x 35,22"	1870	-	1870	-	1870	-	1870	-	1870	-
DIAGONAL UP-90	89,46 x 89,46 cm - 35,22" x 35,22"	1870	-	1870	-	1870	-	1870	-	1870	-
CORNER UP-90	89,46 x 89,46 cm - 35,22" x 35,22"	1870	-	1870	-	1870	-	1870	-	1870	-
CUT BUMP-90	89,46 x 89,46 cm - 35,22" x 35,22"	1870	-	1870	-	1870	-	1870	-	1870	-














TERRATEC collection		MULTICOLOR		WHITE		GREY		BLACK		BEIGE	
TERRATEC SERIE 60X60 / SERIE TERRATEC 60X60		NATURAL	LAPPATO	NATURAL	LAPPATO	NATURAL	LAPPATO	NATURAL	LAPPATO	NATURAL	LAPPATO
PELDAÑO-60	59,55 x 59,55 cm - 23,45" x 23,45"	281	303	281	303	265	281	265	281	265	281
PELDAÑO ANGULO 60X60	59,55 x 59,55 cm - 23,45" x 23,45"	299	315	299	315	281	299	281	299	281	299
PELDAÑO GRADONE 60	59,55 x 59,55 cm - 23,45" x 23,45"	585	585	585	585	585	585	585	585	585	585
PELDAÑO GRAD ANG 60X60	59,55 x 59,55 cm - 23,45" x 23,45"	633	633	633	633	633	633	633	633	633	633

TERRATEC collection		MULTICOLOR		WHITE		GREY		BLACK		BEIGE	
SPECIAL PIECES / PIEZAS ESPECIALES		NATURAL	LAPPATO	NATURAL	LAPPATO	NATURAL	LAPPATO	NATURAL	LAPPATO	NATURAL	LAPPATO
LISTELO 7,5X60	7,3 x 59,55 cm - 2,87" x 23,45"	99	103	99	103	97	99	97	99	97	99
RODAPIÉ 7,5X60	7,3 x 59,55 cm - 2,87" x 23,45"	109	-	109	-	103	-	103	-	103	-
BUMP-60	59,55 x 59,55 cm - 23,45" x 23,45"	1732	-	1732	-	1732	-	1732	-	1732	-
DIAGONAL UP-60	59,55 x 59,55 cm - 23,45" x 23,45"	1732	-	1732	-	1732	-	1732	-	1732	-
CORNER UP	59,55 x 59,55 cm - 23,45" x 23,45"	1732	-	1732	-	1732	-	1732	-	1732	-
CUT BUMP-90	59,55 x 59,55 cm - 23,45" x 23,45"	1732	-	1732	-	1732	-	1732	-	1732	-
ZEBRA DECOR	59,55 x 59,55 cm - 23,45" x 23,45"	-	1780	-	1780	-	1780	-	1780	-	1780

PACKING LIST / LISTA DE EMBALAJES

NAME / NOMBRE	SIZE / FORMATO	UNIT	BOX / PALLET	PIECE / BOX	M ² BOX	SQF / BOX	M ² PALLET	SQF / PALLET	KG / PALLET	KG / BOX	KG / PIECE
BASE 90X90	(e= 7 mm) 89,46 x 89,46 cm - 35,22" x 35,22"	m2	18	2	1,601	17,23	28,82	310,22	444	23,39	11,32
BASE 60X60	(e= 11,2 mm) 23,45 x 23,45" - 59,55x 59,55 cm.	m2	30	3	1,063	11,44	31,89	343,26	796	25,755	8,5
NANOTERRATEC MOSAICO 5X5	11,71" x 11,71" - 29,75 x 29,75 cm	m2	24	7	0,620	6,67	14,88	160,16	332	12,889	1,812
TERRATEC MOSAICO 5X5	11,71" x 11,71" - 29,75 x 29,75 cm	m2	24	7	0,620	6,67	14,88	160,16	332	12,889	1,812
DIAMOND RAMP	10,33" x 20,75" - 26,25 x 52,65 cm.	m2	15	3	0,415	4,467	6,225	67,005	162,18	9,212	2,904
ZEBRA DECOR	23,45" x 23,45" - 59,55x 59,55 cm	m2	30	3	1,063	11,44	31,89	343,26	796	25,755	8,5

TECHNICAL CHARACTERISTICS / CARACTERÍSTICAS TÉCNICAS

TECHNICAL CHARACTERISTICS CARACTERÍSTICAS TÉCNICAS	STANDARD TEST METHOD MÉTODO DE LA NORMA	STANDARD PRESCRIBED VALUES VALOR PRESCRITO POR LA NORMA	TERRATEC
MEASUREMENTS SURFACE APPEARANCE / DIMENSIONES Y ASPECTO SUPERFICIAL			
 LENGTH AND WIDTH / LONGITUD Y ANCHURA	UNE - EN ISO 10545 - 2	+/- 0.6 % max	+/- 0.2 %
 THICKNESS / ESPESOR	UNE - EN ISO 10545 - 2	+/- 5.0 % max	+/- 2.0 %
 ORTHOGONALITY / ORTOGONALIDAD	UNE - EN ISO 10545 - 2	+/- 0.6 % max	+/- 0.2 %
 SURFACE FLATNESS / PLANITUD DE SUPERFICIE	UNE - EN ISO 10545 - 2	+/- 0.5 % max	+/- 0.2 %
PHYSICAL PROPERTIES / PROPIEDADES FÍSICAS			
 WATER ABSORPTION / ABSORCIÓN DE AGUA	UNE - EN ISO 10545 - 3	≤ 0.5 %	+/- 0.1 %
 BENDING RESISTANCE / RESISTENCIA A LA FLEXIÓN	UNE - EN ISO 10545 - 4	≥ 35 N/mm ²	45 N/mm ² *
 RESISTANCE TO ABRASION / RESISTENCIA A LA ABRASIÓN	UNE - EN ISO 10545 - 6	≤175 mm ³	116 mm ³ *
 TEMPERATURE SHOCK RESISTANCE / RESISTENCIA AL CHOQUE TERMICO	UNE - EN ISO 10545 - 9	NO SURFACE DEFECTS SHOULD BE VISIBLE NO DEBE PRESENTAR DEFECTOS VISIBLES	DURABLE / Resistente
 RESISTANCE TO COLD / RESISTENCIA A LA HELADA	UNE - EN ISO 10545 - 12	NO SURFACE DEFECTS OR CRACKS SHOULD BE VISIBLE NO DEBE PRESENTAR DEFECTOS O RITURAS VISIBLES	ANTI-ICE / Antihielo
 ANTI - SLIP / ANTIDESLIZAMIENTO	DIN 51130		R10**
	UNE-ENV 12633	WET TEST	Clase 3 ***
		DRY TEST	Clase 2 **
	ASTM C 1028-96	≥ 0.6 DRY TEST / ENSAYO EN SECO	> 0,6
		≥ 0.6 WET TEST / ENSAYO SOBRE MOJADO	> 0,6
 COLOUR RESISTANCE TO LIGHT / RESISTENCIA DEL COLOR A LA LUZ	DIN 51094	THERE SHOULD BE NO COLOUR VARIATIONS	NO ALTERATIONS
CHEMICAL PROPERTIES / PROPIEDADES QUÍMICAS			
 CHEMICAL RESISTANCE / RESISTENCIA QUÍMICA	UNE - EN ISO 10545 - 13	RESISTANCE TO HOUSEHOLD CLEANING PRODUCTS AND SWIMMING POOL SALTS RESISTENCIA A PRODUCTOS QUÍMICOS Y SALES PARA PISCINAS	Min UB
 RESISTANCE TO STAINING / RESISTENCIA A LAS MANCHAS	UNE - EN ISO 10545 - 14		5*****

* Average value. Test issued in Apavisa internal laboratory September 2014. For any official certification or verification of the values listed, contact the Technical Department through dpto.tecnico@apavisa.com / Valor de media. Prueba realizada en laboratorio interno de Apavisa sobre el producto a fecha de Septiembre de 2014. Para cualquier certificación oficial o verificación de los valores mencionados contactar con el Departamento Técnico de Apavisa a través de dpto.tecnico@apavisa.com.

** R10 Test realized in external laboratory on September 2014, in the current consignment of terratec black lappato 60x60. / Ensayo realizado en laboratorio externo a fecha de Septiembre de 2014 sobre la actual partida producida de terratec black lappato 60x60.

** Clase 2. Test issued in Apavisa internal laboratory on September 2014, in the current consignment. / Ensayo realizado en laboratorio interno a fecha de Septiembre de 2014 sobre la actual partida producida.

*** Dry Test, according to document DA DB-SUA/3 (Código Técnico de la Edificación) M^o de Fomento. Test realized in internal laboratory in the current consignment. / Ensayo realizado, según documento DA DB-SUA/3 (Código Técnico de la Edificación) M^o de Fomento. Ensayo realizado en laboratorio interno en la actual partida producida.

**** Average test result value on Septiembre 2014. / Valor de media a fecha Septiembre de 2014.

APAVISA PORCELANICO SL assumes no liability for any printing errors. The technical characteristics contained in this catalog are mean values of our products. To carry out any orders that are requested consultations with the technical characteristics of the particular model to APAVISA PORCELANICO SL. All features and specifications are based on information available at the time of printing this catalog and may be changed without notice, according to market conditions, technological innovations and / or any other factor, without incurring any liability. / APAVISA PORCELANICO S.L. no asume ninguna responsabilidad por posibles errores de impresión. Las características técnicas que constan en el presente catálogo son valores medios de nuestros productos. Para la realización de cualquier pedido se solicita que sean consultadas las características técnicas del modelo en concreto a APAVISA PORCELANICO S.L. Todas las características y especificaciones técnicas están basadas en la información disponible en el momento de la impresión del presente catálogo y podrán ser modificadas sin previo aviso, de acuerdo a las circunstancias del mercado, innovaciones tecnológicas y/o cualquier otro factor, sin incurrir en ningún tipo de responsabilidad.

Distributed by - Distribuido por - Distribuito da - Vertrieben durch - Distribue par



APAVISA

Ctra. Castellón - San Juan de Moró, hm. 7,5 - 12130 SAN JUAN DE MORÓ (Castellón) Spain
Tel. +34 964 701 120 - Export Fax +34 964 701 067 - Fax Nacional 964 701 195 - info@apavisa.com

www.apavisa.com



PLEASE RECYCLE WHEN OBSOLETE
POR FAVOR RECLICAR CUANDO QUEDE OBSOLETO
WENN NICHT MEHR AKTUELL, RECYCELN
PER FAVORE RICICLARLO QUANDO VECCHIO
S'IL VOUS PLAÎT, MÉRCI DE RECYCLER

TTEC02/1114