





---

finn



## FINN N



FINN 36N  
R9




B.FINN N1  
5x30 - 2''x12''



B.FINN N2  
5x30 - 2''x12''

## FINN NL



FINN 36NL

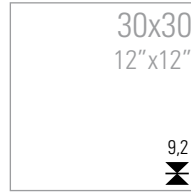



B.FINN N1  
5x30 - 2''x12''



B.FINN N2  
5x30 - 2''x12''

## FINN 3N LP



FINN 30 3N LP



FINN 36 3N LP



FINN 30 3N1



FINN 30 3AU1



L.FINN 3N  
6x30 - 2.4"x12"



L.FINN N  
1,5x30 - 0.6"x12"

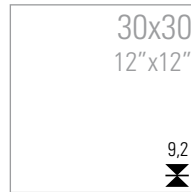


L.FINN 3AU  
6x30 - 2.4"x12"




L.FINN AU  
1,5x30 - 0.6"x12"

## FINN 4N LP



FINN 30 4N LP




FINN 36 4N LP



L.FINN 4PT  
5x60 - 2"x24"




L.FINN 4F  
5x60 - 2"x24"



L.FINN 4AU  
5x60 - 2"x24"

## FINN 5N LP



FINN 36 5N LP



L.FINN 5PT  
6x60 - 2.4"x24"




L.FINN 5F  
6x60 - 2.4"x24"



L.FINN 5AU  
6x60 - 2.4"x24"



## FINN W



FINN 36W  
R9





B.FINN N1  
5x30 - 2''x12''



B.FINN N2  
5x30 - 2''x12''

## FINN WL



FINN 36WL



B.FINN N1  
5x30 - 2''x12''



B.FINN N2  
5x30 - 2''x12''



## FINN 3W LP



FINN 30 3W LP



FINN 36 3W LP



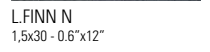
FINN 30 3W1



FINN 30 3AU1



L.FINN 3W  
6x30 - 2.4"x12"



L.FINN N  
1,5x30 - 0.6"x12"

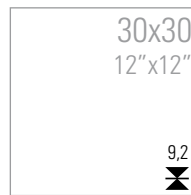


L.FINN 3AU  
6x30 - 2.4"x12"




L.FINN AU  
1,5x30 - 0.6"x12"

## FINN 4W LP



FINN 30 4W LP




FINN 36 4W LP



L.FINN 4PT  
5x60 - 2"x24"




L.FINN 4F  
5x60 - 2"x24"



L.FINN 4AU  
5x60 - 2"x24"

## FINN 5W LP



FINN 36 5W LP



L.FINN 5PT  
6x60 - 2.4"x24"




L.FINN 5F  
6x60 - 2.4"x24"











L.FINN 5AU  
6x60 - 2.4"x24"

## FINN



## FINN

FORMATO Size - Format Format - Formato	30x60 12"x24"	30x30 12"x12"	30x60 12"x24"	30x30 12"x12"	6x60 2.4"x24"	6x30 2.4"x12"	5x30 2"x12"	1,5x30 0.6"x12"
								
SPESSORE Thickness - Epaisseur Stärke - Espesor	9,2 mm 8,5 mm	9,2 mm						
	FINN 36N FINN 36NL	FINN 30 3N LP FINN 30 4N LP	FINN 36 3N LP FINN 36 4N LP FINN 36 5N LP	FINN 30 3AU1 FINN 30 3N1	L.FINN 4PT L.FINN 4F L.FINN 4AU L.FINN 5PT L.FINN 5F L.FINN 5AU	L.FINN 3AU L.FINN 3N	L.FINN AU L.FINN N	B.FINN N1 B.FINN N2
	FINN 36W FINN 36WL	FINN 30 3W LP FINN 30 4W LP	FINN 36 3W LP FINN 36 4W LP FINN 36 5W LP	FINN 30 3AU1 FINN 30 3W1	L.FINN 4PT L.FINN 4F L.FINN 4AU L.FINN 5PT L.FINN 5F L.FINN 5AU	L.FINN 3AU L.FINN 3W	L.FINN AU L.FINN N	B.FINN N1 B.FINN N2

