



WATGY350
○ 58 / m²
mat | matt
světle cihlová / light brick
jasnoceglasta / светло-кирпичный
világostégla



WATGY353
○ 58 / m²
mat | matt




WITGY350
○ 40 / ks
mat/lesk | matt/glossy



WLAE8350
○ 24 / ks
lesk | glossy



WLRE8153
○ 26 / ks
mat | matt



WLRE6153
○ 24 / ks
mat | matt



GAT2J160
PEI 4 ○ 68 / m²
mat | matt
cihlová / brick / ceglata
кирпичный / tégla



WATGY351
○ 58 / m²
mat | matt
světle žlutá / light yellow
jasnozółta / светло-желтый
világossárga



WATGY354
○ 58 / m²
mat | matt




WITGY351
○ 40 / ks
mat/lesk | matt/glossy



WLAE8351
○ 24 / ks
lesk | glossy



WLRE8154
○ 26 / ks
mat | matt



WLRE6154
○ 24 / ks
mat | matt



GAT2J161
PEI 4 ○ 68 / m²
mat | matt
žlutá / yellow / zółta
желтый / sárga




WATGY352
○ 58 / m²
mat | matt
světle zelená / light green
jasnozielona / светло-зеленый
világoszöld



WATGY355
○ 58 / m²
mat | matt



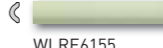
WITGY352
○ 40 / ks
mat/lesk | matt/glossy



WLAE8352
○ 24 / ks
lesk | glossy



WLRE8155
○ 26 / ks
mat | matt



WLRE6155
○ 24 / ks
mat | matt



GAT2J162
PEI 4 ○ 68 / m²
mat | matt
zelená / green / zielona
зеленый / zöld



20x25

20x5

20x3



30x30
v2

výrobek / product	mm H	mm W	EN	ks/m ²	m ²	kg	brutto kg				
obkládačka / wall tile	20x25	198x248x6,8	EN 14411:2012, annex K BIII GL	30	20	1,50	60	90,00	17,6	11,7	1 078
inzerto / insert	20x25	198x248x6,8	EN 14411:2012, annex K BIII GL	4	20	0,20	-	-	2,3	11,7	-
listela / listel	20x5	198x50x6,8	EN 14411:2012, annex K BIII GL	18	100	0,18	-	-	2,7	15,6	-
reliefní listela / relief listel	20x5	198x50	EN 14411:2012, annex K BIII GL	18	100	0,18	-	-	2,6	14,6	-
reliefní listela / relief listel	20x3	198x30	EN 14411:2012, annex K BIII GL	18	167	0,11	-	-	2,0	18,7	-
dlaždice / floor tile	30x30	297x297x8	EN 14411:2012, annex H BIII GL	11	11	1,00	64	64,00	17,5	17,5	1 145