

GIOVANNONI
WASHLET
CLEAN
TECHNOLOGY
SINCE 1917

washL^éT®

It is with understandable trepidation that newcomers are given free reign to recast a classic design. However all anxiety evaporated as TOTO's collaboration with Italian master craftsman Stefano Giovannoni produced results that are much more than just a perfunctory upgrade. The Giovannoni WASHLET is the dawn of TOTO's entry into European culture.

The Giovannoni WASHLET is just the latest stage in the evolution of TOTO's WASHLET toilet and Clean Technology programmes. For 30 years incarnations of TOTO's WASHLET have captivated through their advanced technology; the Giovannoni WASHLET is equally captivating through its elegant, modern design.

However, Stefano Giovannoni's design has been achieved with no sacrifice of technology, and still features a self-cleaning washing wand, a heated seat, an air dryer, a deodoriser and remote control, as well as TOTO's revolutionary rimless toilet design, Tornado Flush and CeFiONtect coating in keeping with the company's Clean Technology mantra. The Giovannoni WASHLET successfully captures both the essence of Italian style and the sophistication of Japanese bathroom culture.



STEFANO GIOVANNONI

BORN IN LA SPEZIA, ITALY IN 1954 AND NOW RESIDENT IN MILAN, STEFANO GIOVANNONI IS AMONG THE WORLD'S MOST SUCCESSFUL AND RESPECTED DESIGNERS. HE HAS DESIGNED MANY ICONIC PRODUCTS, FROM FURNITURE TO ELECTRONICS, WATCHES, KITCHEN AND BATHROOM WARE, FOR CLIENTS INCLUDING ALESSI, FIAT, LAVAZZA, SEIKO AND NOW TOTO. HIS WORKS ARE IN THE PERMANENT ARCHIVES OF THE CENTRE POMPIDOU IN PARIS AND THE MOMA COLLECTION IN NEW YORK.




GIOVANNONI WASHLET




'I PICTURED A DOMESTIC AND SIMPLE SHAPE YOU WOULD WANT TO CARESS: SMOOTH, ORGANIC, ALMOST LIQUID.'

'TECHNOLOGICAL DEVELOPMENTS ALLOW US TO REPRODUCE THE SHAPES, EFFECTS AND ATMOSPHERES WE FIND IN NATURE.'

STEFANO GIOVANNONI

The following icons are used throughout this catalogue to show which technologies and benefits are associated with each TOTO product.







Key to Technologies	
	WASHLET Technology Unique wand system that uses warm water to cleanse
	Tornado Flush Revolutionary triple-jet rimless flushing system
	CeFiONtect Hygienic glaze that creates smooth ceramic surfaces

Key to Benefits	
	Lifestyle Making each bathroom experience more relaxing, seamless and luxurious
	Hygiene Making products that improve hygiene and are easy to clean
	Ecology Making the bathroom more ecologically sound



A sublimely elegant WASHLET-incorporated toilet, the Giovanni WASHLET has been inspired by nature, with its smooth, pebble-like lines that simply want to be caressed. Under its organic skin, the Giovanni offers all the advanced benefits of WASHLET technology as well as TOTO's Tornado Flush and CeFiONtect coating. The ergonomic design of the seat and the placement of the remote control make the user experience a delight and its subtle, stylish composition means the Giovanni WASHLET is the perfect complement to any bathroom setting.

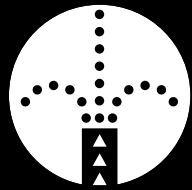
WASHLET
Giovannoni WASHLET

GIOVANNONI WASHLET (including WC and remote control)
Product code: CW10050N
Product code (for UK): CW10051N
Size: w:439×h:616×d:548 (mm)
Colour: White
  
  
► Functions p. 18
► Drawings p. 19

GIOVANNONI REMOTE CONTROL (included with Giovanni WASHLET)
Size: w:74×h:146×d:44 (mm)
Colour: White
► Drawings p. 19
GIOVANNONI REMOTE CONTROL STAND
Product code: YH10073U-00
Size: w:228×h:762×d:250 (mm)
Colour: White
► Drawings p. 18



WASHLET
Technology



Function

WASHLET Technology incorporates a unique wand that allows water to be used for personal cleaning in a way that leads to a completely new level of hygiene and comfort. The warm water cleans far more effectively than paper ever could. Its temperature and flow are easily adjusted by remote control, and the wand self-cleans before and after every use. The energy-saving mode can also be activated to increase efficiency.

Every aspect of WASHLET Technology, including the angle at which the water flows – with settings for front and rear cleansing – has been refined to perfection. It is the world's most evolved toilet technology: the epitome of how Clean Technology enhances the bathroom experience.

Benefits



Lifestyle

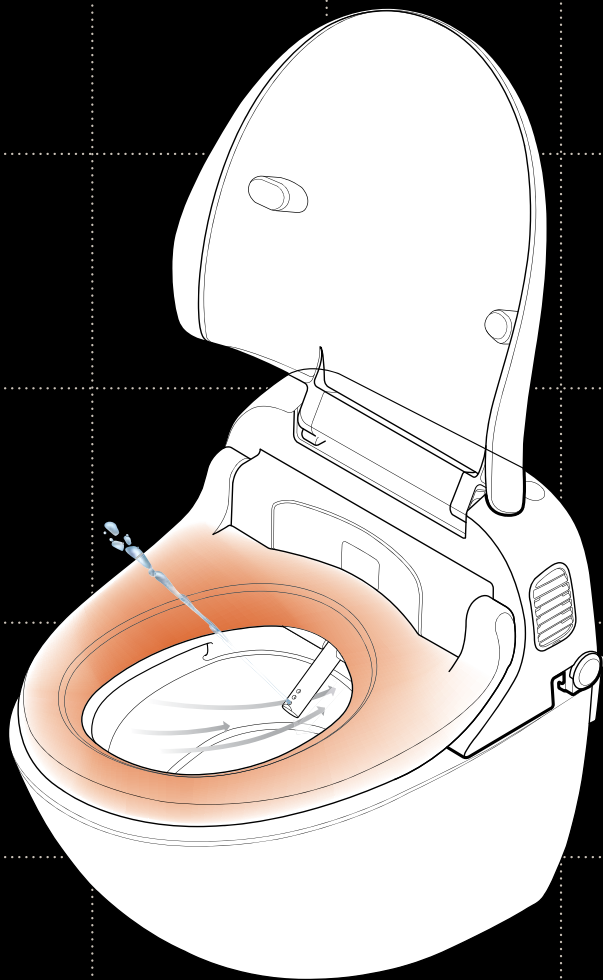
- Cleaning becomes an absolute pleasure
- You'll feel refreshed like never before



Hygiene

- Hands-free means superior hygiene
- The wand cleans itself before and after use

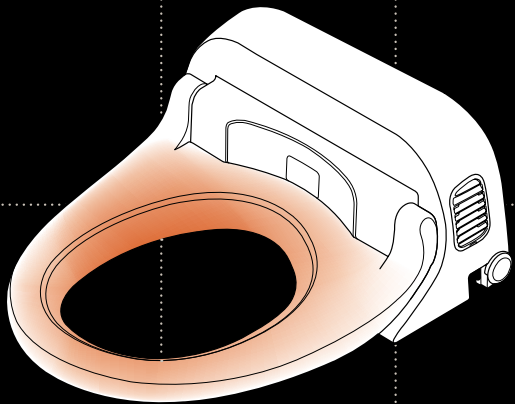
The WASHLET is about more than just water: it comes with a range of responsive functions.



Warming

The seat is warmed before you even sit down, making it a comfortable and welcoming place.

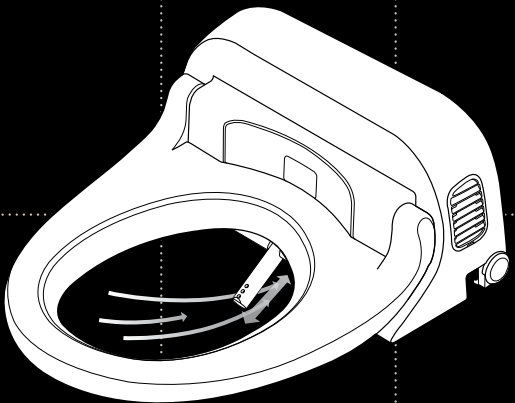
1



Deodorising

The air within the bowl is purified by a powerful filter, giving all users the confidence of a pleasant experience.

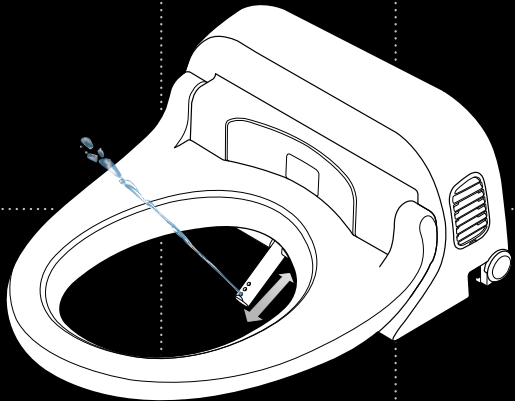
2



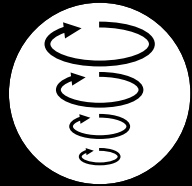
Washing

Water flows from the wand in an oscillating motion, which maximises cleaning.

3



Tornado
Flush



Function

Tornado Flush is an integral feature in every new TOTO toilet. This completely new flushing system cleans and flushes both the rim and bowl in an innovative way.

It does this by reimagining the way a toilet flushes. Instead of letting water pour down from under the rim as in a traditional flush, the Tornado Flush projects three powerful jets of water from inside the bowl. This motion creates a whirlpool effect that cleans the entire surface. As well as cleaning far more thoroughly than any other flush system, it is quiet and water-efficient.

Tornado Flush toilets have a rimless design, so there is no place for dirt and germs to hide, making for a more attractive, more hygienic toilet. It is also much easier to clean because of the CeFiONtect glaze.

Benefits



Lifestyle

— Provides the comfort of knowing that no waste will be left after flushing

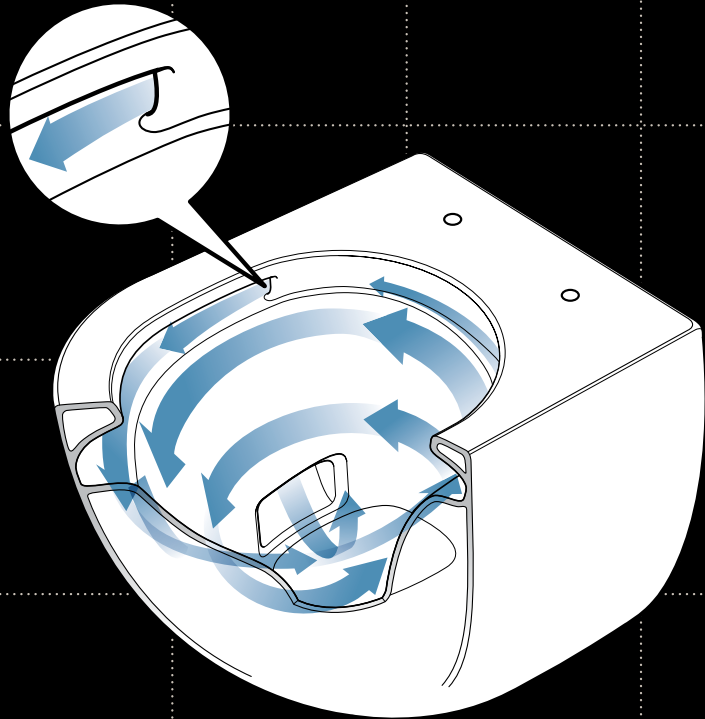



Hygiene

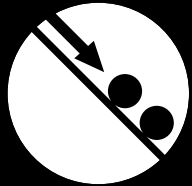
— Cleans the entire bowl
— Rimless design makes the toilet easy to clean



We've taken the traditional flush back to the drawing board. The result is a powerful swirling motion that creates amazing results.



CeFiONtect



Function

CeFiONtect is a glaze applied to all TOTO ceramic products, leaving them with a long-lasting finish that prevents the build-up of mould, limescale and waste matter.

The nano-technology used in CeFiONtect has redefined the idea of a clean ceramic surface. It's impossible to see with the naked eye, but untreated ceramics have rough, imperfect surfaces. Under a microscope they look like mountain ranges: no matter how much you clean them, bacteria will always build up on their ridges and crevices. With CeFiONtect, we are able to ensure perfectly smooth surfaces to which very little dirt can stick.

Because CeFiONtect is applied before the ceramics are fired, it is far more resilient than glazes applied after firing. In effect it is a longer-lasting shield for surfaces that makes them clean by nature.

Benefits



Lifestyle

— Makes the bathroom a cleaner and more pleasant place



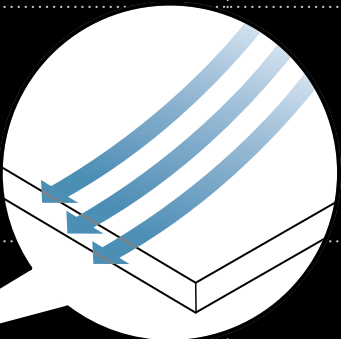
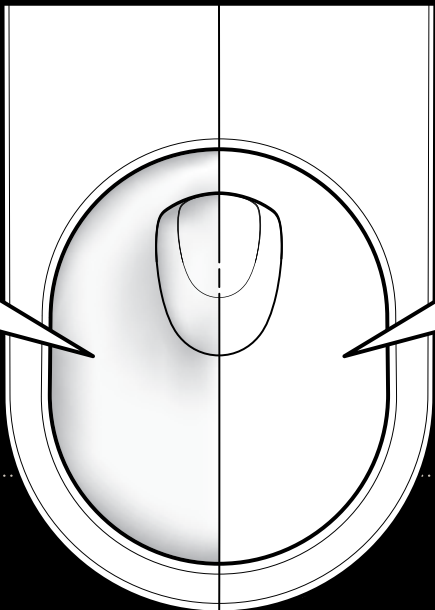
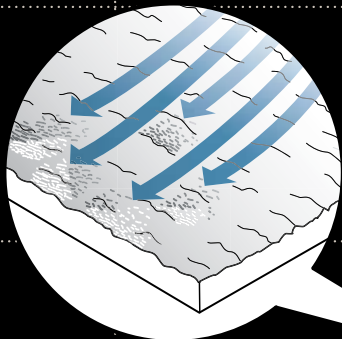
Hygiene

— Cleaning becomes incredibly quick and easy
— Hygiene is increased as mould and bacteria are prevented from thriving



Ecology

— Fewer ecologically damaging chemicals are needed for cleaning



You can't see CeFiONtect but you can see its effects. The perfectly smooth surface helps flush away all waste matter, keeping the toilet fresh.



DATA/ DRAWINGS

- Giovannoni WASHLET**
p. 11
- Cleansing**

 - Rear wash
 - Front wash
 - Oscillating wash
 - Water pressure adjustment
 - Water temperature adjustment
 - Washing position adjustment

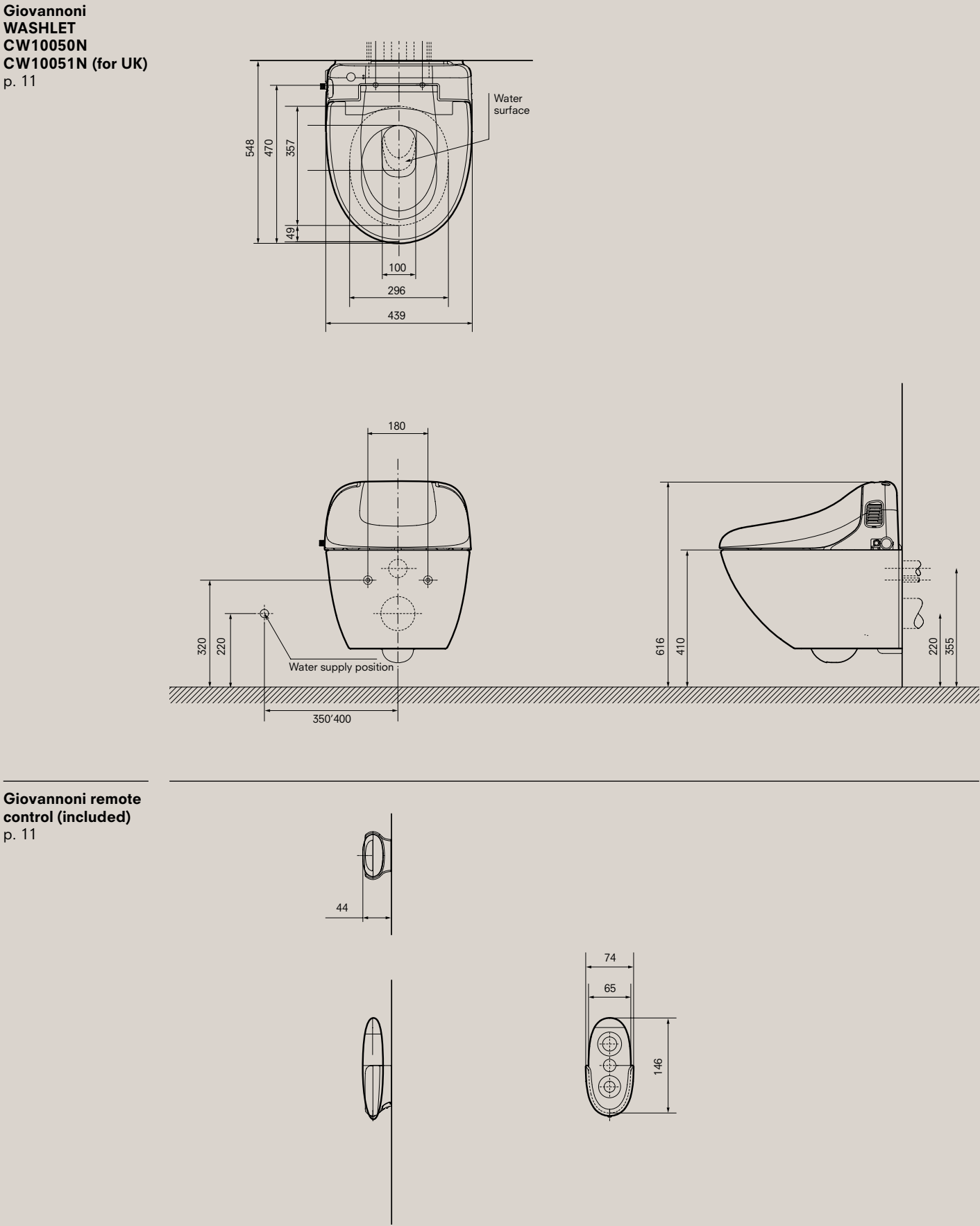
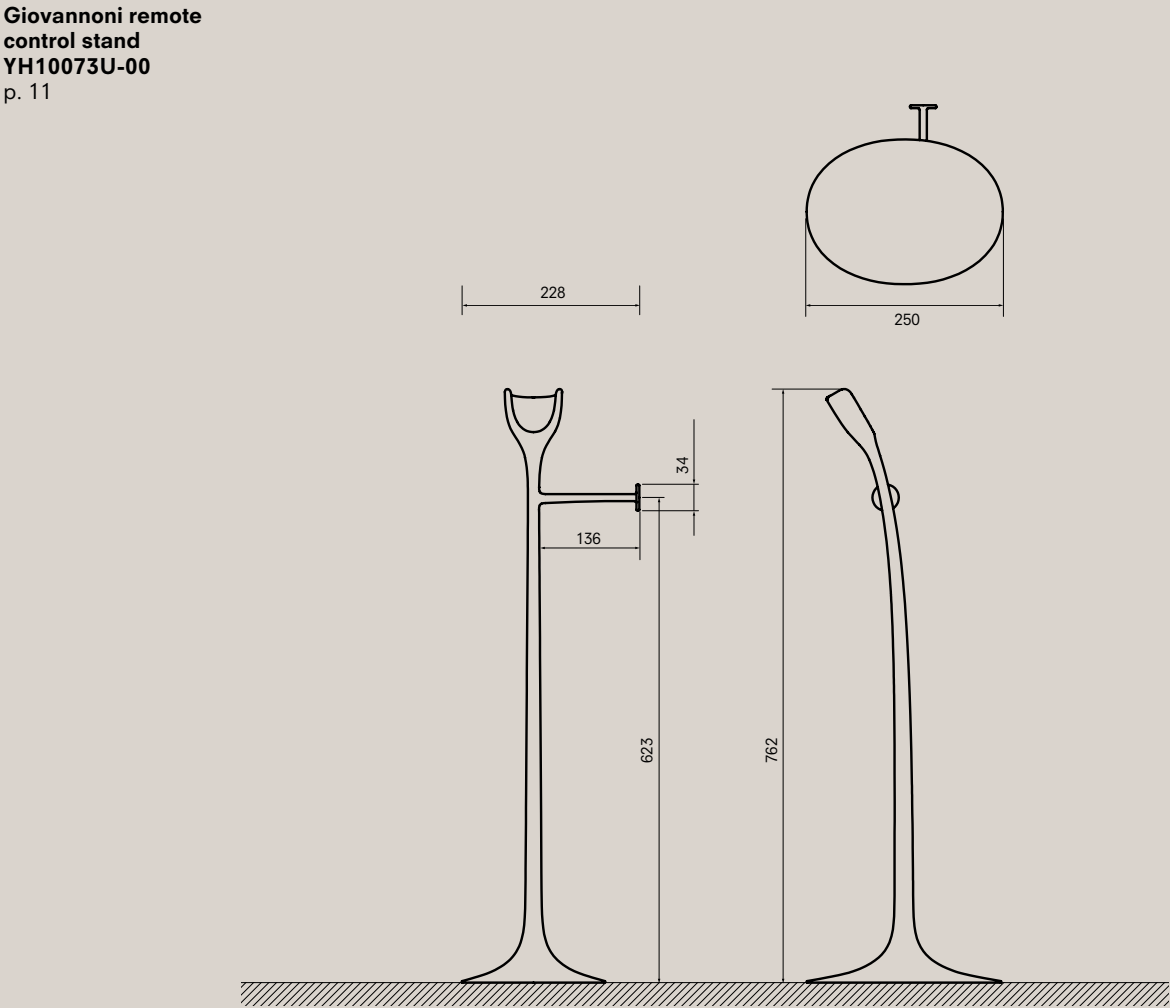
Comfort

 - Deodoriser
 - Power deodoriser
 - Automatic power deodoriser
 - Heated seat
 - Seat temperature adjustment
 - Soft closing
 - Remote control
- Hygiene**

 - Full-cover lid
 - Seat attachment and removal
 - Self-cleaning wand
 - Clean coat wand
 - Wand cleaning button
 - Rimless shape toilet
 - CeFiONtect
 - Tornado Flush

Ecology

 - Energy Saver timer (settings of 3, 6 or 9 hours)
 - Operation on/off button



Because TOTO Europe is constantly striving to improve its products, technologies and services, it reserves the right to modify or discontinue a product without prior notice.

WASHLET is a registered trademark of TOTO Ltd.